



VW Split Bus



2024 Catalogue



Click on the page number to view a Volkswagen Parts Group

Group 1	Engine	page 4
Group 2	Fuel, Exhaust, Heater	page 77
Group 3	Transmission	page 93
Group 4	Front axle, Steering	page 98
Group 5	Rear axle, Differential	page 113
Group 6	Brakes, Wheels	page 121
Group 7	Bumpers, Chassis, Hand & Foot controls	page 142
Group 8	Bodywork, Interior	page 160
Group 9	Electricity	page 226
Group 10	Various	page 275

Click on a Volkswagen Group above to have access to the parts you want. The Paruzzi catalogue is organized in the same manner as the original Volkswagen parts inventory system, 10 main groups with subgroups. If you want to learn

more on how this Volkswagen parts system works, to better understand how this catalogue is organized, read the article in the first edition of the Paruzzi technical magazine, [click here](#) to view or to download this article online.





Engine

Group 1

Group 100 : Rebuild engines

100

Rebuild engines

 05485



Rebuild engine 1500cc (H) (rebuild case) and core deposit
Type-1 engine 1500cc (H)

211100031BX


 25504



Rebuild engine 1600cc (B) (new case) and core deposit
Type-1 engine 1600cc (B) single port

211100033AX

 25545




Rebuild engine 1641cc W-100 (new case) and core deposit
Type-1 engine 1641cc with W-100 camshaft

 01775



Aluminum bolt valve cover kit
Type-1 engines except 25hp+30hp, Type-3 engines, CT/CZ engines, Waterboxer engines

 02979



Aluminum cylinder head spacers (4 pieces)
Type-1 engines, Type-3 engines, CT/CZ engines


101

Crankcase, Cylinder + head (Boxer engine)



Group 101 : Crankcase, Cylinder + head (Boxer engine)

01767



Aluminum valve covers (set)
Type-1 engines (not 25hp+30hp), Type-3 engines, CT/CZ engines, Waterboxer engines

01655



Bubble Top engine case
Type-1 engines (except 25hp+30hp), Type-3 engines

01707



Bubble Top engine case
Type-1 engines (except 25hp+30hp), Type-3 engines

01651




Crankcase stud O-rings (6 pieces)
Type-1 engines except 25hp+30hp, Type-3 engines, CT/CZ engines

04970



Case hardware kit
Type-1 8.1970 and later, Type-3, Thing, + new case #4969

01650



Windage tray
Type-1 engines (except 25hp+30hp), Type-3 engines, CT/CZ engines

113101125

113198033• 311115315A• 113115349• 113115411• 111115421A• 111115425A• 111115431C• N110088• N138171• N143953• N143963• N144434• N144521• N145581• N0110088• N01100818• N01224111• N0138171• N0143953• N0143968• N0144521• N0145581• N01444312

01895



Sump plate stud kit (6 pieces)
Type-1 engines except 25 and 30hp, Type-3 engines, CT/CZ engines

04661



Chromoly case stud kit extra long (+ 13 mm) M10
Type-1 dual port engines, Type-3 dual port engines

04662



Chromoly case stud kit stock M10
Type-1 dual port engines, Type-3 dual port engines

N0145421• N0145452• N145421• N14543

Group 101 : Crankcase, Cylinder + head (Boxer engine)


03789



Chromoly rocker shaft stud (4 pieces)
Type-1 engines 1200cc 1964 (engine number 9 205 700) and later, 1300, 1500 and 1600cc all years, Type-3 engines 1500cc 1964 (engine number 672 698) and later, 1600cc all years, CT/CZ engines all years, Waterboxer engines all years

113101399B

04700



Cylinder base gasket (4 pieces)
Type-1 1300, 1500, and 1600cc all, 1200cc 8.1969 and later, Type-3 engines, CT/CZ engines


311101341

02237



Cylinder head deflector plates (Per Pair)
Type-1 1300, 1500 and 1600cc engines, CT/CZ engines

01723



Cylinder head bare (each)
Type-1 engines 1500/1600cc until 7/1970 (single port), Type-3 engines 1500cc

311101353A

01597



Cylinder head nuts (16 pieces)
Type-1 engines 30hp, 1200cc until 1978 (D 1 431 278), 1300 and 1500cc all, 1600cc until 12.1972, Type-3 engines all years, Type-4 engines all years

021101457

01663



Case savers M10 x 1.5 inner, M14 x 2.0 outer (8 pieces) all air-cooled engines with M10 studs

043101130A

01709



Case savers M8 x 1.25 inner, M14 x 2.0 outer (8 pieces) all air-cooled engines with M8 studs


01662



Case savers M8 x 1.25 inner, M12 x 1.5 outer (8 pieces) all air-cooled engines with M8 studs

043101130

03771



Gasket alternator/generator stand
Type-1 engines until 7.1967 (except 25 and 30hp), Type-3 engines

113101219



Group 101 : Crankcase, Cylinder + head (Boxer engine)

01884



Extra oil sump 0.95 liter with
"Lifetime" filter
Type-1 (except 25hp+30hp),
Type-3, CT/CZ

01810



Extra oil sump 1.5 liter
Type-1 engines (except
25hp+30hp), Type-3 engines,
CT/CZ engines

01811



Extra oil sump 3.3 liter
Type-1 engines (except
25hp+30hp), Type-3 engines,
CT/CZ engines

02098



Galvanized stock valve cover
bails (Per Pair)
Type-1 engines 1200cc except
25hp+30hp engines, 1300, 1500
and 1600cc, Type-3 engines, CT/
CZ engines, Waterboxer engines

043101487 • 311101487

01738



In- and outlet valve guides (4
pieces)
Type-1 engines 25hp+30hp

111101401

01561



Inlet valve guides (4 pieces)
Type-1 engines except
25hp+30hp, Type-3 engines

113101403

01566



Inlet valve guides (4 pieces)
Type-1 engines except
25hp+30hp, Type-3 engines

113101402

04733



Inlet valve guides (4 pieces)
Type-1 engines except
25hp+30hp, Type-3 engines

113101408

04736



Inlet valve guides (4 pieces)
Type-1 engines except
25hp+30hp, Type-3 engines

113101406

Group 101 : Crankcase, Cylinder + head (Boxer engine)

04738



Inlet valve guides (4 pieces)
Type-1 engines except
25hp+30hp, Type-3 engines


113101404

01786



Valve cover gasket (Per Pair)
EMPI valve covers #1779

01788



Valve cover gasket (Per Pair)
Type-1 engines only
25hp+30hp

111101481 • 111101483B

01956



Valve cover gasket (Per Pair)
Type-1 engines 1200cc
(except 25hp+30hp), Type-1
engines 1300-1500-1600cc,
Type-3 engines, CT/CZ
engines, Waterboxer engines


113101481F • 113101483D

01779



High lift valve cover kit EMPI
Type-1 engines 1200cc
(except 25hp+30hp), Type-1
engines 1300-1500-1600cc,
Type-3 engines, CT/CZ
engines, Waterboxer engines

04767



Valve cover bails chrome (Per
Pair)
only replacement for the
aluminum valve covers #1767

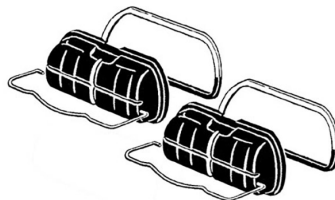
01768



Valve covers chrome (set)
Type-1 engine (not
25hp+30hp), Type-3 engines,
CT/CZ engine, Waterboxer
engines

113101475B • 043101487 •
113101481F

01808



Valve covers standard (set)
Type-1 engine (not
25hp+30hp), Type-3 engines,
CT/CZ engine, Waterboxer
engines

113101475B • 043101487 •
113101481F

02982



Copper cylinder head spacers
(4 pieces)
Type-1 engines, Type-3
engines, CT/CZ engines,
Thickness: 1.016mm, Outer
diameter: 98mm, Bore:
90.5 and 92.0mm, Material:
copper



Group 101 : Crankcase, Cylinder + head (Boxer engine)

02983



Copper cylinder head spacers
(4 pieces)

Type-1 engines, Type-3 engines, CT/CZ engines, Thickness: 1.27mm, Outer diameter: 98mm, Bore: 90.5 and 92.0mm, Material: copper

02984



Copper cylinder head spacers
(4 pieces)

Type-1 engines, Type-3 engines, CT/CZ engines, Thickness: 1.524mm, Outer diameter: 98mm, Bore: 90.5 and 92.0mm, Material: copper

02985



Copper cylinder head spacers
(4 pieces)

Type-1 engines, Type-3 engines, CT/CZ engines, Thickness: 1.016mm, Outer diameter: 101mm, Bore: 94.0mm, Material: copper

02986



Copper cylinder head spacers
(4 pieces)

Type-1 engines, Type-3 engines, CT/CZ engines, Thickness: 1.127mm, Outer diameter: 101mm, Bore: 94.0mm, Material: copper

02096



Bearing dowel pins (5 pieces)

Type-1 engines, Type-3 engines, Type-4 engines, CT/CZ engines, Waterboxer engines

08006



Short block hardware kit (10 mm cylinder studs)

Type-1 engine (not 25hp+30hp), Type-3 engine

111101123

08005



Short block hardware kit (8 mm cylinder studs)

Type-1 engine, Type-3 engine, CT/CZ

08004



Engine assembly hardware kit (10 mm cylinder studs)

Type-1 engine (not 25hp+30hp), Type-3 engine

01553



Engine mounting bolts upsides (Per Pair)

Beetle with a manual transmission 8.1966 and later, Karmann Ghia with a manual transmission 1965 (VIN 146 350 066) and later, Bus with Type-1 engine and a manual transmission 8.1966 until 7.1975, Type-3 with a manual transmission 8.1966 and later, Thing

111199101• N104701•
N104702• N0104707

Group 101 : Crankcase, Cylinder + head (Boxer engine)

 01563



Engine mounting studs underside (Per Pair)
Beetle and Karmann Ghia 1200cc, 1300 and 1500cc 8.1960 and later, 1600cc until 7.1973 and AS until 1975 (AS 256 797) and AF until 1975 (AF 129 067), Bus with Type-4 engine 1700cc, 1800cc, Type-3 1500cc, 1600cc, Thing 1500cc, 1600cc

N0145251 • N145251

 03294



Camshaft plug (case without groove)
Type-1 8.1965 and later,
Type-3 8.1965 and later,
Type-4, CT/CZ, Waterboxer engines

040101157

 02094



Camshaft plug (case with groove)
Type-1 8.1965 and later,
Type-3 8.1965 and later,
Type-4, CT/CZ, Waterboxer engines

113101157C

 04968



Oil galley plugs (screwable)
(12-part)
(7x 1/8 inch, 2 x 1/4 inch, 3 x 3/8 inch NPT threaded)

113101145A

 03726



Oil cooler adapter bushings
M8 to M6 (Per Pair)
Type-1 engines 8.1970 and later

113101211G

 04930



Stock alternator or generator stand
Type-1 engines with an alternator or a 105mm generator until 9.1992

 02980



Steel cylinder head spacers (4 pieces)
Type-1 engines, Type-3 engines, CT/CZ engines

311101387A

 02981



Steel cylinder head spacers (4 pieces)
Type-1 engines, Type-3 engines, CT/CZ engines

311101389A

 01635



Stock flywheel dowel pins (4 pieces)
Type-1 engines 25hp+30hp

111105277



Group 101 : Crankcase, Cylinder + head (Boxer engine)

01720



Super Stock case
Type-1 engines (except
25hp+30hp), Type-3 engines

01789



Super Stock case
Type-1 engines (except
25hp+30hp), Type-3 engines

01969



Super Stock case
Type-1 engines (except
25hp+30hp), Type-3 engines

01091



Stud M8 x 40 mm with allen
mounting (4 pieces)

01560



Outlet valve guides (4 pieces)
Type-1 engines except
25hp+30hp, Type-3 engines

01562



Outlet valve guides (4 pieces)
Type-1 engines except
25hp+30hp, Type-3 engines

113101418

01564



Outlet valve guides (4 pieces)
Type-1 engines except
25hp+30hp, Type-3 engines

01737



Outlet valve guides (4 pieces)
Type-1 engines except
25hp+30hp, Type-3 engines

04737



Outlet valve guides (4 pieces)
Type-1 engines except
25hp+30hp, Type-3 engines

113101420

113101422

113101416

Group 101 : Crankcase, Cylinder + head (Boxer engine)


01930



Chromed alternator or generator stand
Type-1 engines with an alternator or a 105mm generator until 9.1992

113101211G

01894



Chrome stock valve cover bails
(Per Pair)

Type-1 engines 1200cc except 25hp+30hp engines, 1300, 1500 and 1600cc, Type-3 engines, CT/CZ engines, Waterboxer engines

043101487 • 311101487


01815



Adapter stud M8 to M6 (each)
Thread sizes: M8 x 1.25 to M6 x 1.0, Full length: 23mm


N144521 • N0144521

03010




Cylinder shims (4 pieces)
Type-1 engines, Type-3 engines, CT/CZ engines

03011




Cylinder shims (4 pieces)
Type-1 engines, Type-3 engines, CT/CZ engines

03012




Cylinder shims (4 pieces)
Type-1 engines, Type-3 engines, CT/CZ engines

03013




Cylinder shims (4 pieces)
Type-1 engines, Type-3 engines, CT/CZ engines

03014



Cylinder shims (4 pieces)
Type-1 engines, Type-3 engines, CT/CZ engines

03015




Cylinder shims (4 pieces)
Type-1 engines, Type-3 engines, CT/CZ engines



Group 101 : Crankcase, Cylinder + head (Boxer engine)

 03017



Cylinder shims (4 pieces)
Type-1 engines 30hp

 03018



Cylinder shims (4 pieces)
Type-1 engines 30hp

 03019



Cylinder shims (4 pieces)
Type-1 engines 30hp

 03030



Cylinder shims (4 pieces)
Type-1 engines, Type-3
engines, CT/CZ engines

 03031



Cylinder shims (4 pieces)
Type-1 engines, Type-3
engines, CT/CZ engines

 03032



Cylinder shims (4 pieces)
Type-1 engines, Type-3
engines, CT/CZ engines

 03033



Cylinder shims (4 pieces)
Type-1 engines, Type-3
engines, CT/CZ engines

 03034



Cylinder shims (4 pieces)
Type-1 engines, Type-3
engines, CT/CZ engines

 03035



Cylinder shims (4 pieces)
Type-1 engines, Type-3
engines, CT/CZ engines

Group 101 : Crankcase, Cylinder + head (Boxer engine)

 03040



Cylinder shims (4 pieces)
Type-1 engines, Type-3
engines, CT/CZ engines

 03041



Cylinder shims (4 pieces)
Type-1 engines, Type-3
engines, CT/CZ engines

 03042



Cylinder shims (4 pieces)
Type-1 engines, Type-3
engines, CT/CZ engines

 03043



Cylinder shims (4 pieces)
Type-1 engines, Type-3
engines, CT/CZ engines

 03044



Cylinder shims (4 pieces)
Type-1 engines, Type-3
engines, CT/CZ engines

 03045



Cylinder shims (4 pieces)
Type-1 engines, Type-3
engines, CT/CZ engines

 03098



Black powder coated valve
cover bails (Per Pair)
Type-1 engines 25hp+30hp

111101487



Group 105 : Crankshaft, Conrods, Bearings

105

Crankshaft, Conrods, Bearings

 01600



69 mm counterweighted
crank
Type-1 engines, Type-3
engines, CT/CZ engines

 01664



74 mm counterweighted
crank
Type-1 engines, Type-3
engines, CT/CZ engines

 01665



76 mm counterweighted
crank
Type-1 engines, Type-3
engines, CT/CZ engines

 01666



78 mm counterweighted
crank
Type-1 engines, Type-3
engines, CT/CZ engines

 01667



82 mm counterweighted
crank
Type-1 engines, Type-3
engines, CT/CZ engines

 01917



Aluminum crankshaft pulley
with a blue engraved grading
Type-1 engines except
25hp+30hp

 01912



Aluminum crankshaft
pulley with a blue edge and
engraved grading
Type-1 engines except
25hp+30hp

 01916



Aluminum crankshaft pulley
with a red engraved grading
Type-1 engines except
25hp+30hp

Group 105 : Crankshaft, Conrods, Bearings

01911



Aluminum crankshaft pulley with a red edge and engraved grading
Type-1 engines except 25hp+30hp

01915



Aluminum crankshaft pulley with a black engraved grading
Type-1 engines except 25hp+30hp

01910



Aluminum crankshaft pulley with a black edge and engraved grading
Type-1 engines except 25hp+30hp

01902



Aluminum stock style crankshaft pulley (black anodized)
Type-1 engines 1500 and 1600cc

04642



Lock ring distributor drive
all aircooled engines

01532



Chromoly gland nut with larger washer
Type-1 engines (not 25hp+30hp), Type-3 engines, CT/CZ engines

113105251G

111105227

01530



Chromoly gland nut with Heavy Duty washer
Type-1 engines (not 25hp+30hp), Type-3 engines, CT/CZ engines

01669



8740 Chromoly rod bolts
5/16 inch (8 pieces)
replacement bolts for H-beam rods

01601



Connecting rod bushings (4 pieces)
Type-1 engines 1200cc including 25hp+30hp

111105433



Group 105 : Crankshaft, Conrods, Bearings

01607



Connecting rod bushings (4 pieces)
Type-1 engines 1300, 1500 and 1600cc, Type-3 engines, CT/CZ engines

311105431A


01616



Rod bearings +0.25
Type-1 (except 25hp+30hp),
Type-3, CT/CZ, Waterboxer engines

113105707

05900



Rod bearings +0.25
Type-1 engines (25hp+30hp only)

05901



Rod bearings +0.25
Type-1 (except 25hp+30hp),
Type-3, CT/CZ, Waterboxer engines

113105707

01617



Rod bearings +0.50
Type-1 (except 25hp+30hp),
Type-3, CT/CZ, Waterboxer engines

113105713


05902



Rod bearings and 0.50
Type-1 (except 25hp+30hp),
Type-3, CT/CZ, Waterboxer engines

113105713

05912



Rod bearings +0.50
Type-1 engines (25hp+30hp only)

01618



Rod bearings +0.75
Type-1 (except 25hp+30hp),
Type-3, CT/CZ, Waterboxer engines

113105719

05903




Rod bearings and 0.75
Type-1 (except 25hp+30hp),
Type-3, CT/CZ, Waterboxer engines

113105719

Group 105 : Crankshaft, Conrods, Bearings

05946



Rod bearings +0.75
Type-1 engines (25hp+30hp
only)


113105725

05904



Rod bearings and 1.00
Type-1 (except 25hp+30hp),
Type-3, CT/CZ, Waterboxer
engines

05947




Rod bearings +1.00
Type-1 engines (25hp+30hp
only)

01619



Rod bearings and 1.00
Type-1 (except 25hp+30hp),
Type-3, CT/CZ, Waterboxer
engines

01606



Rod bearings standard size
Type-1 engines (25hp+30hp
only)

01615



Rod bearings standard size
Type-1 (except 25hp+30hp),
Type-3, CT/CZ, Waterboxer
engines

113105725

111105701A

113105701

05905



Rod bearings standard size
Type-1 (except 25hp+30hp),
Type-3, CT/CZ, Waterboxer
engines

01599



Connecting rod nuts (8
pieces)
Type-1 engines 1300, 1500
and 1600cc, Type-3 engines,
Type-4 engines, CT/CZ
engines, Waterboxer engines

01475



H-beam connection Rods (4
pieces)
Type-1 engines, Type-3
engines, CT/CZ engines

113105701

113105427



Group 105 : Crankshaft, Conrods, Bearings

01647



High performance crankshaft gear spacer
Type-1 engines (except 25hp+30hp engines), Type-3 engines, Type-4 engines, CT/CZ engines, Waterboxer engines

701604



Main bearings 25hp and 30hp engines
Type-1 engines except 25hp+30hp engines
Carter standard (60mm),
Pallas (60mm), standard (60mm),
Standard (50mm)
Krukas: (50mm) standaard maat (50mm)

701605



Main bearings 1600cc and 25hp+30hp engines
Type-1 engines except 25hp+30hp engines, Type-3 engines, CT/CZ engines type 3,
Carter standard (60mm),
Pallas (60mm), standard (60mm),
Standard (50mm),
Krukas standaard maat (55mm)

01603



I-beam connection rods (4 pieces)
Type-1 engines 1300, 1500 and 1600cc, Type-3 engines, CT/CZ engines

04649



Crankshaft oil deflector plate
Type-1 engines except 25hp+30hp, Type-3 engines

01523



Stock Crankshaft
Type-1 engines 1300, 1500 and 1600cc, Type-3 engines, CT/CZ engines

113105241A

113105101B

01645




Crank seal
Type-1 engines 25hp+30hp

01557



Crankshaft pulley woodruff key
Type-1 engines, Type-3 engines

01589



Crankshaft end play shims 0.25 mm (3 pieces)
Type-1 engines 1966 and later, Type-3 engines 1966 and later, CT/CZ engines all


111105245

113105249

113105281Ax3

Group 105 : Crankshaft, Conrods, Bearings


 01590



Crankshaft end play shims
0.30 mm (3 pieces)
Type-1 engines 1966 and
later, Type-3 engines 1966
and later, CT/CZ engines all

113105283A


 01575



Crankshaft end play shims
0.32 mm (3 pieces)
Type-1 engines 1966 and
later, Type-3 engines 1966
and later, CT/CZ engines all

113105285A


 01576



Crankshaft end play shims
0.34 mm (3 pieces)
Type-1 engines 1966 and
later, Type-3 engines 1966
and later, CT/CZ engines all

113105287A


 04576



Crankshaft end play shims
0.36 mm (3 pieces)
Type-1 engines 1966 and
later, Type-3 engines 1966
and later, CT/CZ engines all

113105289A

 04577



Crankshaft end play shims
0.38 mm (3 pieces)
Type-1 engines 1966 and
later, Type-3 engines 1966
and later, CT/CZ engines all

 01504



Lightened flywheel
Type-1 engines 1200cc
1980 (D 1 455 272) and later,
1500cc, 1600cc (Bus until
1975 VIN 216 2118 505),
Type-3 engines 8.1962 and
later

 04504



Lightened flywheel
Type-1 engines 1200cc
1980 (D 1 455 272) and later,
1500cc, 1600cc (Bus until
1975 VIN 296 2118 505),
Type-3 engines 8.1962 and
later

 01558



Crankshaft timing gear
woodruff key
Type-1 engines, Type-3
engines, Type-4 engines,
CT/CZ engines, Waterboxer
engines

111105213

 01646



Crankshaft timing gear
Type-1 engines except
25hp+30hp, Type-3 engines,
CT/CZ engines, Waterboxer
engines

113105209

Group 105 : Crankshaft, Conrods, Bearings

41504



Chromoly conversion flywheel Type-4 engine > Type-1 gearbox Type-4 engines

41535



Pilot shaft bearing Type-1 engine (inside flywheel bolt), Type-3 engine (inside flywheel bolt), Type-4 engine (inside crankshaft), CT/CZ engine (inside flywheel bolt), Waterboxer engines (inside crankshaft)

111105313A

01937



Sandseal bolt-in crankshaft pulley with black grading Type-1 engines except 25hp+30hp

01970



Sandseal bolt-in power pulley with black grading Type-1 engines except 25hp+30hp

01938



Sandseal machinery-in crankshaft pulley with black grading Type-1 engines except 25hp+30hp

01638



Silicone crank seal with dust lip Type-1 engines 1200cc (except 25hp+30hp), 1300, 1500 and 1600cc, Type-3 engines, CT/CZ engines

01909



Steel stock crankshaft pulley (painted black) Type-1 engines 1500 and 1600cc

01581



Stock connection rods (4 pieces) Type-1 engines 1300, 1500 and 1600cc until 9.1992, Type-3 engines 1500 and 1600cc, CT/CZ engines 1600cc

01639



Stock crank seal Type-1 engines 1200cc (except 25hp+30hp), 1300, 1500 and 1600cc, Type-3 engines, CT/CZ engines

113105251G

311198401

113105245F

Group 105 : Crankshaft, Conrods, Bearings

 03639



Standard crank seal with dust lip
Type-1 engines 1200cc (except 25hp+30hp), 1300, 1500 and 1600cc, Type-3 engines, CT/CZ engines

113105245F

 04643



Stock crankshaft gear spacer
Type-1 engines (except 25hp+30hp engines), Type-3 engines, Type-4 engines, CT/CZ engines, Waterboxer engines

113105219

 01640



Stock silicone crank seal
Type-1 engines 1200cc (except 25hp+30hp), 1300, 1500 and 1600cc, Type-3 engines, CT/CZ engines

 01503



Stock flywheel
Type-1 engines 1200cc 1980 (D 1 455 272) and later, 1500cc, 1600cc (Bus until 1975 VIN 216 2118 505), Type-3 engines 8.1962 and later

311105271 • 311105273A

 01641



Stock flywheel dowel pins (4 pieces)
Type-1 engines (except 25hp+30hp), Type-3 engines, CT/CZ engines

113105277

 01535



Stock gland nut including pilot bearing
Type-1 engines except 25hp+30hp and cars with automatic transmission, Type-3 engines except cars with automatic transmission, CT/CZ engines

111105305E

 02091



Stock gland nut including pilot bearing
Type-1 engine 30hp

111105305C

 02238



Distributor drive pinion
Type-1 engines 8.1964 and later except 30hp engines, Type-3 engines, CT/CZ engines, Waterboxer engines

113105231B

 01592



Distributor shaft or rocker arm washers (Per Pair)
Distributor Type-1 engines except 25hp+30hp, Type-3 engines, CT/CZ engines, Waterboxer engines, Rocker arm Type-1 engines 25hp+30hp

111105235A



Group 105 : Crankshaft, Conrods, Bearings

06238



Distributor drive pinion spring
Type-1 engines, Type-3 engines, Type-4 engines, CT/CZ engines, Waterboxer engines

111105233

01642



Distributor drive gear
Type-1 engines, Type-3 engines, Type-4 engines, CT/CZ engines, Waterboxer engines

111105223

01934



Chrome crankshaft pulley bolt and washer
Type-1 engines

01908



Chrome stock crankshaft pulley
Type-1 engines 1500 and 1600cc

113105251G

01649



Longer and wider flywheel dowel pins (8 pieces)
Type-1 engines (except 25hp+30hp), Type-3 engines, CT/CZ engines

01648



Longer flywheel dowel pins (8 pieces)
Type-1 engines (except 25hp+30hp), Type-3 engines, CT/CZ engines

01900



Five holes aluminum power pulley with a black engraved grading
Type-1 engines except 25hp+30hp

01637



Flywheel O-ring (59.4 x 3 mm)
Type-1 engines 1966 and later, Type-3 engines 1966 and later, CT/CZ engines

01633




Flywheel gasket
Type-1 engines 25hp+30hp

311105295A

111105279A

Group 105 : Crankshaft, Conrods, Bearings


04726



Flywheel gasket metal
Type-1 engines 34hp 1961 (6 213 300) until 4.1966 (D 0 076 331), 1300cc until 7.1966 (E 0 0004 200 and F 0 0741 384), Type-3 engines 1500cc until 4.1966 (K 00 40 816 and M 0 000 299)*, 1600cc until 4.1966 (T 0 210 166 and P 0 000 799)

113105279A

04728



Flywheel gasket paper
Type-1 engines 34hp until 1961 (engine code 6 213 299), Type-3 engines only with 180mm flywheel 113 105 271 A

113105279

02097



Gland nut spring washer
Type-1 engine, Type-3 engine, CT/CZ engine

111105297

01904



Solid aluminum power pulley with a black engraved grading
Type-1 engines except 25hp+30hp

01901



Black anodized aluminum crankshaft pulley with laser engraved graduation
Type-1 engines except 25hp+30hp

01697



1st oversized piston ring kit
Type-1 engines 1200cc (30hp+34hp)

111198259A

01814



2nd oversized piston ring kit
Type-1 engines 1200cc (30hp+34hp)

111198261A

107

Pistons, Piston rings, Piston / cylinder kits



Group 107 : Pistons, Piston rings, Piston / cylinder kits

 04794



Big-bore cylinder and piston kit 1385cc (1200 slip-in)
Type-1 engines

 04795



Big-bore cylinder and piston kit 1385cc (1200 slip-in)
Type-1 engines

 01790



Big-bore cylinder and piston kit 1641cc slip-in (casted pistons)
Type-1 engines, Type-3 engines, CT/CZ engines

 01787



Big-bore cylinder and piston kit 1641cc slip-in (forged pistons)
Type-1 engines, Type-3 engines, CT/CZ engines

 01715



Big-bore cylinder and piston kit 1679cc (1600 slip-in)
Type-1 engines, Type-3 engines, CT/CZ engines

 01704



Big-bore cylinder and piston kit 1775cc
Type-1 engines, Type-3 engines, CT/CZ engines

 01702



Big-bore cylinder and piston kit 1835cc
Type-1 engines, Type-3 engines, CT/CZ engines

 01703



Big-bore cylinder and piston kit 1915cc
Type-1 engines, Type-3 engines, CT/CZ engines

 01700



Big-bore cylinder and piston kit 2110cc
Type-1 engines, Type-3 engines, CT/CZ engines

Group 107 : Pistons, Piston rings, Piston / cylinder kits

01791



Big-bore cylinder and piston kit 2180cc
Type-1 engines, Type-3 engines, CT/CZ engines

01792



Big-bore cylinder and piston kit 2276cc
Type-1 engines, Type-3 engines, CT/CZ engines

01832



Big-bore piston ring kit
Type-1 engines, Type-3 engines, CT/ CV engines

01833



Big-bore piston ring kit
Type-1 engines, Type-3 engines, CT/ CV engines

01834



Big-bore piston ring kit
Type-1 engines, Type-3 engines, CT/ CV engines

01839



Big-bore piston ring kit
Type-1 engines, Type-3 engines, CT/ CV engines

01858



Big-bore piston ring kit
Type-1 engines, Type-3 engines, CT/ CV engines

01862



Big-bore piston ring kit
Type-1 engines, Type-3 engines, CT/ CV engines

01864



Big-bore piston ring kit
Type-1 engines, Type-3 engines, CT/ CV engines



Group 107 : Pistons, Piston rings, Piston / cylinder kits

 01869



Big-bore piston ring set
Type-1 engines, Type-3
engines, CT/ CV engines

 31707



Big-bore piston ring kit
Type-1 engines

 01718



Cylinder and piston kit
1192cc (1200)
Type-1 engines

111198057A

 01714



Cylinder and piston kit
1192cc (30hp)
Type-1 engines

 03718



Cylinder and piston kit
1493cc (1500)
Type-1 engines, Type-3
engines

 04715



Thick wall big bore cylinder
and piston kit 1679cc (1600
slip-in)
Type-1 engines, Type-3
engines, CT/CZ engines

111198057

311198063H

 01701



Stock size piston pin (each)
Type-1 engines 1500 and
1600cc, Type-3 engines, CT/
CZ engines

 01705



Standard piston ring kit
Type-1 engines 1200cc
(30hp+34hp)

 01710



Standard piston ring kit
Type-1 engines 25hp

311107411

111198157A

111198251

Group 107 : Pistons, Piston rings, Piston / cylinder kits

 01823



Standard piston ring kit
Type-1 engines 1500cc, Type-3 engines 1500cc

315198163A

 31720



Standard piston ring kit
Type-3 engines 1500cc

311198263A

 01793



Teflon piston pin retainer buttons 13.40 mm (8 pieces)
Type-1 engines, Type-3 engines, CT/CV engines

 01795



Teflon piston pin retainer buttons 13.45 mm (8 pieces)
Type-1 engines, Type-3 engines, CT/CV engines

 01796




Teflon piston pin retainer buttons 13.70 mm (8 pieces)
Type-1 engines, Type-3 engines, CT/CV engines

 03793



Teflon piston pin retainer buttons 15.15 mm (8 pieces)
Type-1 engines, Type-3 engines, CT/CV engines

 01798



Gudgeon piston in lock rings
22 mm per (8 pieces)
Type-1 1300, 1500 and 1600cc engines, Type-3 engines, CT/CZ engines

N0122761 • N122761



Group 109 : Camshaft, Valves, Pushrod, Pushrod tube

109

Camshaft, Valves, Pushrod, Pushrod tube

05757



Aluminum cam gear
Type-1 engines 25hp+30hp

03757




Aluminum cam gear
A-quality
Type-1 engines except
25hp+30hp engines, Type-3
engines

01757



Aluminum cam gear
B-quality
Type-1 engines except
25hp+30hp engines, Type-3
engines

01729



Chromoly blank end
pushrods (8 pieces)
Type-1 (except 25 and 30hp),
Type-3, Type-4, CT/CZ,
Waterboxer engines

01891



Chromoly valve spring
retainers (8 pieces)
Type-1 engines (excluding
25hp+30hp), Type-3 engines,
CT/CZ engines

01731



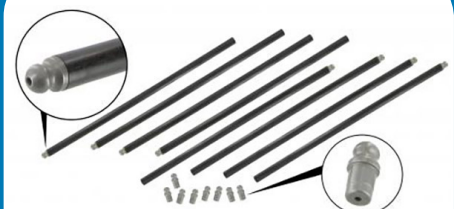
Double racing valve springs
(8 pieces)
Type-1 engines 8.1960 and
later except 30hp engines

01739



Hardened valve stem caps (8
pieces)
Type-1 engines (except
25hp+30hp), Type-3 engines,
CT/CZ engines, Type-4
engines, Waterboxer engines

04729



Heavy Duty chromoly blank
end pushrods (8 pieces)
Type-1 (except 25 and 30hp),
Type-3, Type-4, CT/CZ,
Waterboxer engines

Group 109 : Camshaft, Valves, Pushrod, Pushrod tube

01774



Hi performance valve springs (8 pieces)
Type-1 engines except 25hp+30hp, Type-3 engines, CT/CZ engines

01734



High-rev valve spring kit with retainers and valve locks
Type-1 engines except 25hp+30hp, Type-3 engines, CT/CZ engines

01797



High lift pushrod tubes (8 pieces)
Type-1 engines 1300-1500-1600cc, Type-3 engines

01780



Hi-ratio rocker kit 1: 25 to 1 chromoly (Per Pair)
Type-1 engines 8.1965 and later, Type-3 engines, CT/CZ engines, Waterboxer engines

01781



Hi-ratio rocker kit 1: 40 to 1 chromoly (Per Pair)
Type-1 engines 8.1965 and later, Type-3 engines, CT/CZ engines, Waterboxer engines

01879



Intake valves 30.0 x 7 mm (4 pieces)
Type-1 engine 30hp

111109601A

01754



Inlet valves 31.5 x 8 mm (4 pieces)
Type-1 engines 1200cc (except 25hp+30hp)

113109601B

01748



Inlet valves 35.6 x 8 mm (4 pieces)
Type-1 engines 1300cc 8.1970 and later, 1500cc, 1600cc B, C, AH, AG, AM and AE, 1600cc AD until 1973 (AD 886 566), 1600cc AF and AS until 7.1976, 1600cc AL until 1976 (AL 017 066), Type-3 engines all, CT/CZ engines all

311109601

01733



Valve keepers (16 pieces)
Type-1 engines (except 25hp+30hp), Type-3 engines, CT/CZ engines, Type-4 engines, Waterboxer engines, Diesel engines 4.1981 and later

113109651A



Group 109 : Camshaft, Valves, Pushrod, Pushrod tube

04732



Valve keepers (16 pieces)
Type-1 engines (only
25hp+30hp)

111109651

01840



Valves 28.6 x 7 mm (4 pieces)
Type-1 engine 25hp intake
and exhaust, Type-1 engine
30hp exhaust

111109611A

04704



Valve stem seals (8 pieces)
Type-1 engines except
25hp+30hp 1964 (engine
number 8 339 393) until
9.1990, Type-3 engines, CT/
CZ engines

113109619

01725



Valve adjustment nuts (M8 x
1.0) (8 pieces)
Type-1 until 1983 (VIN 11-
E-119 815), Type-3, Type-4
1700cc, CT/CZ

N0111521 • N111521 • N0111525

04783



Valve adjustment screw
(each)
only replacement for high-
ratio rockers #1780 and
#1781

01782



Valve adjustment screws (8
pieces)
Type-1 engines until 1983
(VIN 11-E-119 815), Type-
3 engines, Type-4 engine
1700cc, CT/CZ engines

111109451 • 043109451

03784



High ratio valve adjustment
screws M8 (8 pieces)
Type-1 until 1983 (VIN 11-
E-119 815), Type-3, Type-4
1700cc, CT/CZ

01784



Pressure ball valve
adjustment screws (M8) (8
pieces)
Type-1 until 1983 (VIN 11-
E-119 815), Type-3, Type-4
1700cc, CT/CZ

04891



Valve springs (8 pieces)
Type-1 engines 25hp+30hp

111109623

Group 109 : Camshaft, Valves, Pushrod, Pushrod tube

01762



Adjustable pushrod tubes (8 pieces)
Type-1 engines (except 25hp+30hp engines), Type-3 engines until 7.1970

02095




Lightweight Webcam lifters 29 mm (8 pieces)
Type-1 engine until 9.1992 (excluding 25hp+30hp), Type-3 engine

04632



Lightweight lifters 28 mm with oil hole (8 pieces)
Type-1 until 9.1992 (excluding 25hp+30hp), Type-3 engines

04633



Lightweight lifters 30 mm with oil hole (8 pieces)
Type-1 until 9.1992 (excluding 25hp+30hp), Type-3 engines

01799



Lightweight lifters 31 mm with oil hole (8 pieces)
Type-1 engines until 9.1992 (excluded 25hp+30hp engines), Type-3 engines

01625



Camshaft EMPI 22-4100 (W-100) for 1.1 or 1.25 ratio rockers
Type-1 engines except 25hp+30hp engines, Type-3 engines

01626



Camshaft EMPI 22-4110 (W-110) for 1.1 or 1.25 ratio rockers
Type-1 engines except 25hp+30hp engines, Type-3 engines

01627



Camshaft EMPI 22-4120 (W-120) for 1.1 or 1.25 ratio rockers
Type-1 engines except 25hp+30hp engines, Type-3 engines

01628



Camshaft EMPI 22-4125 (W-125) for 1.1 or 1.25 ratio rockers
Type-1 engines except 25hp+30hp engines, Type-3 engines



Group 109 : Camshaft, Valves, Pushrod, Pushrod tube

01565



Camshaft with Okrasa specifications
Type-1 engines 25hp+30hp

01634



Camshaft bearings: cam 0.25/
case standard
Type-1, Type-3 and CT/CZ
engines 8.1965 and later,
Waterboxer engines until
7.1985

01620



Camshaft bearings: standard
Type-1, Type-3 and CT/CZ
engines 8.1965 and later,
Waterboxer engines until
7.1985

111198543

111198541

01776



Camshaft gear bolts for after
market cams (3 pieces)
Type-1 engines (except
25hp+30hp), Type-3 engines,
CT/CZ engines, Waterboxer
engines

05776



Camshaft gear bolts for after
market cams (3 pieces)
Type-1 engines 25hp+30hp

03824



Cam gear kit with straight
gears
Type-1 engine, Type-3
engine, CT/CZ engine,
Waterboxer engines

01632



Lifters standard (8 pieces)
Type-1 engines until 9.1992
(except 25hp+30hp), Type-3
engines

01745



Stainless steel valves (4
pieces)
Type-1 engines, Type-3
engines

01746



Stainless steel valves (4
pieces)
Type-1 engines, Type-3
engines, CT/CV engines

113109309C

Group 109 : Camshaft, Valves, Pushrod, Pushrod tube

01747



Stainless steel valves (4 pieces)
Type-1 engines, Type-3 engines, CT/CV engines

03746



Stainless steel valves (4 pieces)
Type-1 engines, Type-3 engines, CT/CV engines

01751



Silicone pushrod tube seals (16 pieces)
Type-1 engines except 25hp+30hp, Type-3 engines, CT/CZ engines for the cylinder head side, Waterboxer engines for the cylinder head side

03428



Steel high Performance pushrods (8 pieces)
Type-1 engines 1300, 1500 and 1600cc, Type-3 engines 1963 (266 358) and later

03429



Stock aluminum pushrods (8 pieces)
Type-1 engines 1300, 1500 and 1600cc, Type-3 engines 1963 (266 358) and later

01890



Stock valve spring retainers (8 pieces)
Type-1 engines except 25hp+30hp, Type-3 engines, CT/CZ engines

04890



Stock valve spring retainers (8 pieces)
Type-1 engines 25hp+30hp

01569



Stock valve springs (8 pieces)
Type-1 engines 1300, 1500 and 1600cc, Type-3 engines 8.1964 and later

01574



Stock camshaft
Type-1 engines 25hp+30hp

111109641

113109623C



Group 109 : Camshaft, Valves, Pushrod, Pushrod tube

03787



Stock camshaft
Type-1 engines until 7.1971
(except 25hp+30hp engines),
Type-3 engines until 7.1971

113109345A

01763



Stock pushrod tube seals (16 pieces)
Type-1 engines 1200cc (except
25hp+30hp), Type-1 engines 1300-
1500-1600cc, Type-3 engines, CT/CZ
engines for the cylinder head side,
Waterboxer engines for the cylinder
head side

01759



Stock pushrod tubes raw (8
pieces)
Type-1 engines 1200cc
(except 25hp+30hp)

113109335

01760



Stock pushrod tubes raw (8
pieces)
Type-1 engines 1300, 1500
and 1600cc, Type-3 engines

311109335• 126109335

01766



Stock pushrod tubes stainless
steel (8 pieces)
Type-1 engines 1200cc
(except 25hp and 30hp)

113109335

01770



Stock pushrod tubes stainless
steel (8 pieces)
Type-1 engines 1300, 1500
and 1600cc, Type-3 engines

311109335• 126109335

01584



Pushrods including lifters (8
pieces)
Type-1 engines 25hp+30hp

111109301A

21756



Stock pushrod tube seals (8
pieces)
CT/CZ engines, Waterboxer
engines, Type-1 and Type-3
engines for push rod tubes
#4797

070109345

04763



Pushrod tube seals (16
pieces)
Type-1 engines 25hp+30hp

111109345

Group 109 : Camshaft, Valves, Pushrod, Pushrod tube

01755



Pushrod tubes raw (8 pieces)
Type-1 engines 25hp and 30hp

111109335

04755



Pushrod tubes stainless steel
(8 pieces)
Type-1 engines 25hp and 30hp

111109335

01592



Distributor shaft or rocker arm washers (Per Pair)
Distributor Type-1 engines except 25hp+30hp, Type-3 engines, CT/CZ engines, Waterboxer engines, Rocker arm Type-1 engines 25hp+30hp

111105235A

01800



Titanium valve spring retainers (8 pieces)
Type-1 engines (except 25hp+30hp), Type-3 engines, CT/CZ engines

03788



Rocker arm thrust washers (8 pieces)
Type-1 engines (except 25hp+30hp), Type-3 engines, CT/CZ engines, Waterboxer engines

113109435 • 025109435

03005



Rocker arm shims (8 pieces)
0.254mm/0.10"

03006



Rocker arm shims (8 pieces)
0.381mm/0.15"

03007



Rocker arm shims (8 pieces)
0.762mm/0.30"

03008



Rocker arm shims (8 pieces)
1.524mm/0.60"



Group 109 : Camshaft, Valves, Pushrod, Pushrod tube

 03004



Rocker arms standard (Per Pair)
Type-1 engine (except 25hp+30hp), Type-3 engine, CT/CZ engine, Waterboxer engines

113109407

 03779



Rocker arm spring washers (4 pieces)
Type-1 engines except 25hp+30hp, Type-3 engines, CT/CZ engines

113109437


 03785



Rocker shaft/horn brush holder clips (4 pieces)
Type-1 25hp+30hp (rocker shaft), Type-1/Karmann Ghia until 7.1959 (brush holder)


111109425

 03000



Rocker arm stand shims (4 pieces)
Type-1 engines except 25 and 30hp, CT/CZ engines, Waterboxer engines, Type-4 engines with small modification

 03001



Rocker arm stand shims (4 pieces)
Type-1 engines except 25 and 30hp, CT/CZ engines, Waterboxer engines, Type-4 engines with small modification

 03002



Rocker arm stand shims (4 pieces)
Type-1 engines except 25 and 30hp, CT/CZ engines, Waterboxer engines, Type-4 engines with small modification

 02991



Rocker shaft shims for high-ratio rocker (8 pieces) for set #1780 and #1781, Thickness: 0.381mm, Inner size: 19.50mm, Outer size: 25.40mm

 02990



Rocker shaft shims for high-ratio rocker kit # 1780 and # 1781 (8 pieces) Thickness: 0.762mm, Inner size: 19.50mm, Outer size: 25.40mm

 02992



Rocker shaft shims for high-ratio rocker kit #1780 and #1781 (8 pieces) Thickness: 0.254mm, Inner size: 19.50mm, Outer size: 25.40mm

Group 109 : Camshaft, Valves, Pushrod, Pushrod tube

03786



Rocker shaft clips (4 pieces)
Type-1 (except 25hp+30hp),
Type-3 all, CT all, Waterboxer
engines all

113109439

01785



High strength rocker arms
(Per Pair)
Type-1 engine 8.1960 and
later (except 30hp), Type-
3 engine, CT/CZ engine,
Waterboxer engines

01783



1.25 to 1 rockers (8 pieces)
Type-1 8.1960 and
later, Karmann Ghia
8.1960 and later, Bus
1200/1300/1500/1600cc
8.1960 and later, Vanagon/
T25 Waterboxer engines,
Type-3, Thing

01753



Outlet valves 30.0 x 8 mm (4
pieces)
Type-1 engines 1200cc
(except 25hp+30hp), 1300cc
until 7.1970

113109612

01749



Outlet valves 32.0 x 8 mm (4 pieces)
Type-1 engines 1300 AB, 1300 AC
until 1974 (AC 008 539), 1300 AR until
1974 (AR 009 252), 1500, 1600 B, C,
AD, AH, AG, AM and AE, 1600 AF until
1974 (AF 048 725), 1600 AS until 1974
(AS 203 629), 1600 AL until 12.1974,
Type-3 engines all

113109612A • 311109612

04797



Spring adjustable pushrod tubes
(8 pieces)
Type-1 engines for high lift
application (except 25hp+30hp),
CT/CZ engines (stock
application), Waterboxer engines
(stock application)

025109337

01761



Spring adjustable windage
pushrod tubes (8 pieces)
Type-1 engines 1200cc
(except 25hp+30hp), Type-1
engines 1300-1500-1600cc,
Type-3 engines

01624



Adjustable cam gear kit with
straight gears
Type-1 engine, Type-3
engine, CT/CZ engine,
Waterboxer engines

01764



Replacement rubber sealing
rings (16 pieces)
Spring adjustable windage
pushrod tubes #1761

Group 109 : Camshaft, Valves, Pushrod, Pushrod tube

01712



Windage pushrod tubes (raw)
(8 pieces)
Type-1 engines
13/15/1600cc, Type-3
engines

01758



Windage pushrod tubes
(stainless steel) (8 pieces)
Type-1 engines 1300-1500-
1600cc, Type-3 engines

115

Oil pumps, Oil fillers, Dipsticks

01813



``Lifetime`` oil filter
(replacement)
for oil sump #1812 and #1884

04846



Sealing rings M6 (6 pieces)
Inner diameter: 6mm, Outer
diameter: 10mm, Thickness:
1mm, Material: copper

N138042• N0138042

04966

Geen afbeelding beschikbaar
No image available
Image non disponible



Seal ring for the oil pressure
plunger screw and gas heater
suction pipe (Per Pair)
Oil pressure plunger screw
Type-1 engines, Type-3 engines,
Gas heater suction pipe Type-3
8.1965 until 7.1971

N0138174N138171• N0138171

01881



Breather tube collar
Type-1 engine 1200cc 8.1955
until 7.1975 and 1300-1500-
1600cc until 7.1972

111115491

04620



Billet oil dip stick
Type-1 engines 8.1960 and
later, (except 30hp engines)

Group 115 : Oil pumps, Oil fillers, Dipsticks

01847



Domed oil cap chrome
Type-1 engines 8.1955
and later (except injection
engines with engine code
AJ), Diesel engines on valve
cover

01990



Case oil filler block off
Type-1 engines

04970



Case hardware kit
Type-1 8.1970 and later,
Type-3, Thing, + new case
#4969

113198033- 311115315A- 113115349- 113115411- 111115421A-
111115425A- 111115431C- N110088- N138171- N143953- N143963-
N144434- N144521- N145581- N0110088- N01100818- N01224111-
N0138171- N0143953- N0143968- N0144521- N0145581- N01444312

113115349

04856



Sump plate with magnetic oil
drain plug
Type-1 engines 25hp+30hp

**111115181B- N138152-
N0138156**

04855



Sump plate with oil drain
plug hole
Type-1 engines except
25hp+30hp, Type-3 engines,
CT/CZ engines

122115181A


01855



Sump plate with oil drain
plug hole chrome
Type-1 engines (except
25hp+30hp), Type-3 engines,
CT/CZ engines


122115181A

01885



Sump plate gasket (each)
only for the 0.95 liter extra
oilsump #1884

01857



Sump plate gasket kit
Type-1 engines 25hp+30hp

**111115189- N138042-
N0138042- N138152- N0138152**

03852



Sump plate kit with magnetic
drain plug galvanized
Type-1 engine 30hp 1955 (1
677 688) and later

**111115189- N138152- N0138152-
N0138042- N0138042- 111115181B-
111115175A- N110623- N0110624**



Group 115 : Oil pumps, Oil fillers, Dipsticks

01897



Case breather filter with a chrome plated top
Top: 50mm, Bottom: 57mm, Height: 41 mm, Connection inner size: 13mm

01769



Valve cover vents (Per Pair)
Full length: 32.4mm, Hose side diameter: 12.6mm, Mounting hole diameter: 16mm, Thread length: 14mm

01896



Oil breather kit

01980



Case breather tower
Type-1 engines (except 25hp+30hp)

01880



Breather tube end boot
Type-1 1200cc 1963 until 7.1975, 13/15/1600cc until 7.1972, Type-3 engine until 7.1967+ 8.1968 and later

03848



Polished 45 degrees oil filler
Type-1 engines except 25hp+30hp

311115541

01845



Polished straight oil filler
Type-1 engines except 25hp+30hp

01947



Ribbed oil filler cap chrome
Type-1 engines 8.1955 and later (except injection engines with engine code AJ), Diesel engines on valve cover

01997



High performance oil filter
oil filter adapter #1825 and #3827

Group 115 : Oil pumps, Oil fillers, Dipsticks

04850



Magnetic oil drain plug
Type-1 engine 8.1959 and
later, Type-3 engine, CT/CZ
engine

01812



Mini oil sump with
"Lifetime" filter
Type-1 engines (except
25hp+30hp), Type-3 engines,
CT/CZ engines

04847



Oil drain plug gasket ring
(each)
Type-1 engines 8.1959 and
later, Type-3 engines, Type-4
engines, CT/CZ engines

N138152 • N0138156 • N0138152

01816



Oil pressure booster kit
Type-1 engines (except
25hp+30hp), Type-3 engines

04971



Oil pressure plunger locking
screw (each)
Type-1 engine (except
25hp+30hp), Type-3 engine

04262



Oil pressure plunger locking
screw gasket ring (each)
Type-1 engines 25hp+30hp

N138201 • N0138202

03827



Oil filter adapter (oil ports
right)

01825



Oil filter adapter with the oil
ports left

41885



Oil dipstick boot
Type-4 engines until 7/1979
(replace OEM), Type-1
engines (for better sealing)

021119245




Group 115 : Oil pumps, Oil fillers, Dipsticks

01843



Oil dipstick holder conversion kit
Type-3 to Type-1 engines


01998



Oil pump gaskets (set)
Type-1 1200cc 1967 (D 0230001) and later, 1300cc 1967 (E 0013651 and F 1225018) and later, 1500cc 1967 (L 0018100 and H 0822052) and later, 1600cc, Type-3 1500cc 1967 (K 0090196) and later, 1600cc 1967 (T 0445098) and later, CT/CZ, Type-4 (only one gasket can be used), Waterboxer engines

11115131B • 11115111B

03498



Oil pump gasket kit
Type-1 engine 25hp, 30hp and 34hp until 7.1965, 1200cc until 1967 (D 0 230 000), 1300cc until 1967 (E 0 013 650 and F 1 225 017), 1500cc until 1967 (L 0 018 099 and H 0 822 051), Type-3 engine 1500cc until 1967 (K 0 090 195), 1600cc until 1967 (T 0 445 097)

11115131A • 11115111A

01804



Oil pump cover gasket
HD pump #1802 and #1803, HD pump with filter #1806 and #1807, filter flow pump #1983 and #1984

01844



Oil cap replacement for for for oil filler #1845

04882



Gasket oil filler cap (rubber)
Type-1 engines 10.1992 and later, Diesel engines on valve cover, + replacement for cap #1882

06A103483D

01903



Oil cap seal ring
Paruzzi #1844, #1845, #1875, #1878 and #3848

04883



Oil filler cap cork gasket
Type-1 engines 8.1955 until 9.1992, Type-3 engines

31845



Oil filler pipe or case block-off plate gasket
Oil filler pipe Type-3 engines, CT/CZ engines, Waterboxer engines, Case block-off plate Type-1 engines except 25hp+30hp

11115487

31115315A • 025115315

Group 115 : Oil pumps, Oil fillers, Dipsticks

01848



Oil filler with drain tube and cap chrome

Type-1 engine 1200cc (34hp) until 1961 (engine code 5 703 137), Type-1 engine 1200cc (34hp) 1963 (engine code 8 046 097) until 7.1966, Type-1 engine 1300cc until 7.1966

211115451A

01849



Oil filler with cap and without drain tube chrome

Type-1 engine 1200cc (34hp) until 7.1975, Type-1 engine 1300cc until 7.1972, Type-1 engine 1500cc until 7.1972, Type-1 engine 1600cc until 7.1972

113115451E

01872



Oil filler nut

Type-1/Karmann Ghia 8.1960 and later (not 30hp), Bus 1200/1300/1500/1600 8.1960 and later (not 30hp and CT), Thing


113115495

01846



Oil inlet or oil cap seal ring
oil inlet #1845, #1875, #1878
and #3848, oil cap #1980

03847



Oil filler or breather box gasket
Type-1 engines except
25hp+30hp, Type-3 engines

113115475

03846



Oil filler gasket
Type-1 engines 25hp+30hp

111115475A

01853



Oil screen

Type-1 engines 1200cc 1967 until 7.1969, 1300cc (F) 1967 until 7.1969, 1300cc (E) 1968 until 7.1969, 1500cc (H) without EGR 8.1967 until 7.1969, 1500cc (H) with EGR 1967 until 7.1969, 1500cc (L) 1967 until 1969, Type-3 engines 1500 and 1600cc until 7.1969

311115175A

01893



Oil screen

Type-1 engine 30hp 1955 (1 677 688) and later

111115175A

02000



Oil screen


Type-1 engines 1200cc (D) until 1967, 1300cc (F) until 1967, 1300cc (E) until 1968, 1500cc (L) until 1967, 1500cc (H) without EGR until 7.1967, 1500cc (H) with EGR 1967

113115175



Group 115 : Oil pumps, Oil fillers, Dipsticks

01851



Paper sump plate gasket kit
Type-1 engines (except
25hp+30hp), Type-3 engines,
CT/CZ engines

113198031

01875



Red anodized straight oil
filler
Type-1 engines except
25hp+30hp

01854



Silicone sump plate gasket kit
Type-1 engines (except
25hp+30hp), Type-3 engines,
CT/CZ engines

04851



Stock oil drain plug
Type-1 engine 8.1959 and
later, Type-3 engine, CT/CZ
engine

113115193

01826



Stock oil filter
stock replacement Type-1
engines 10.1992 and later, other
applications replacement for
oilpump #1806 and #1807, to
be used for adapter #1825 and
#3827

056115561G

01886



Stock oil pump
Type-1 engines until 1967*,
Type-3 engines until 1967*

111115107• 311115107•
111115111A

01887



Stock oil pump
Type-1 engines 1967* until
7.1969, Type-3 engines 1967*
until 7.1969

311115107A• 311115123A•
311115115• 311115107A

03883



Stock oil filler cap
Type-1 engines 8.1955 until
9.1992 (except injection
engines with engine code AJ)

111115485

04852



Chromed sump plate kit with magnetic
drain plug
Type-1 engines 1200cc 1967 until 7.1969,
1300cc (F) 1967 until 7.1969, 1300cc (E)
1968 until 7.1969, 1500cc (H) without EGR
8.1967 until 7.1969, 1500cc (H) with EGR
1967 until 7.1969, 1500cc (L) 1967 until
1969, Type-3 engines 1500 and 1600cc
until 7.1969

113198031• 311115175A•
N110623• N0110624

Group 115 : Oil pumps, Oil fillers, Dipsticks

04857



Chromed sump plate kit with magnetic drain plug
Type-1 engines 1200cc (D) until 1967, 1300cc (F) until 1967, 1300cc (E) until 1968, 1500cc (L) until 1967, 1500cc (H) without EGR until 7.1967, 1500cc (H) with EGR 1967

113198031 • 113115175 • N110623 • N0110624

01841



Chrome oil dipstick
Type-1 engines (except 25 and 30hp engines)

113115611

01882



Chrome oil filler cap
Type-1 engines 8.1955 and later (except injection engines with engine code AJ), Diesel engines on valve cover

111115485

03853



Heavy duty aluminum sump plate with oil drain plug
Type-1 engines (except 25hp+30hp), Type-3 engines, CT/CZ engines

01852



Black sump plate kit with magnetic drain plug
Type-1 engines 1200cc 1967 until 7.1969, 1300cc (F) 1967 until 7.1969, 1300cc (E) 1968 until 7.1969, 1500cc (H) without EGR 8.1967 until 7.1969, 1500cc (H) with EGR 1967 until 7.1969, 1500cc (L) 1967 until 1969, Type-3 engines 1500 and 1600cc until 7.1969

113198031 • 122115181A • 311115175A • N110623 • N0110624

04858



Black sump plate kit with magnetic drain plug
Type-1 engines 1200cc (D) until 1967, 1300cc (F) until 1967, 1300cc (E) until 1968, 1500cc (L) until 1967, 1500cc (H) without EGR until 7.1967, 1500cc (H) with EGR 1967

113198031 • 122115181A • 113115175 • N110623 • N0110624

01878



Black anodized straight oil filler
Type-1 engines except 25hp+30hp

Empi



Group 117 : Oil coolers, Oil hoses

117

Oil coolers, Oil hoses

00987




Heavy Duty hose clamps
anodized blue (Per Pair)
Maximum hose outer size
20.9mm

00986



Heavy Duty hose clamps
anodized red (Per Pair)
Maximum hose outer size
20.9mm

01861



Brass fitting with internal and
external thread (Per Pair)
Thread size: 3/8 inch NPT,
Directional angle: 90°

01913



Brass fitting with internal and
external thread (Per Pair)
Thread size: 3/8 inch NPT,
Directional angle: 45°

01860



Brass hose barb male
threaded (Per Pair)
Thread size: 3/8 inch NPT,
Hose barb size: 12,7mm

01898



Brass hose barb male
threaded (Per Pair)
Thread size: 1/2 inch NPT,
Hose barb size: 12,7mm

04860



Brass hose barb male
threaded (Per Pair)
Thread size: 1/4 inch NPT,
Hose barb size: 12,7mm

03898



Brass swivel hose barb,
female threaded (Per Pair)
Thread size: -8 AN, Hose barb
size: 12.7mm

Group 117 : Oil coolers, Oil hoses

01905



Oil cooler
Type-1 engines until 7.1969

11117021C • 11117021D

01906



Oil cooler
Type-1 engines 1200cc
8.1969 and later, 1300, 1500
and 1600cc 8.1969 until
7.1970


11117021E

01865




Oil cooler 24 plates
280 x 125 x 40mm

01866



Oil cooler 48 plates
280 x 190 x 40mm

01867



Oil cooler 72 plates
280 x 260 x 40mm

01821



Dual oil cooler by-pass
Type-1 engines until 7.1970
(with modification 8.1970
and later)

01993



Oil cooler block off
Type-1 engines, Type-3
engines, Type-4 engines, CT/
CZ engines

01976



Oil cooler with cooling fan
280 x 260 x 40mm, 12V/80
watt

01820



Oil cooler by-pass
Type-1 engines



Group 117 : Oil coolers, Oil hoses

04824



Oil cooler gasket intermediate flange to case replacement for #1820 and #1993, option for the #1821


03724



Oil cooler seals (Per Pair)
Type-1 engines until 7.1969,
Type-3 engines until 7.1962


111117151

01838




Oil cooler kit 24 plates
280 x 125 x 40mm

01837




Oil cooler kit 48 plates
280 x 190 x 40mm

01830



6 pass oil cooler kit
300 x 190 x 60mm

01836



Oil cooler kit 72 plates
280 x 260 x 40mm

01831




8 pass oil cooler kit
340 x 130 x 90mm

03725



Oil cooler adapting seal (from 8 to 10 mm) kit
Type-1 engines until 7.1969,
Type-3 engines 8.1962 until 7.1969

00988



Stainless steel braided oil hose per meter
inner Ø 12.7mm outer Ø 17mm

111198029

Group 117 : Oil coolers, Oil hoses

00989



Stainless steel braided oil hose per meter
inner Ø 14.2mm outer 20.9mm

00975



Oil hose textile braided per meter
inner Ø 12.7 outer Ø 20.0mm

01870



Oil thermostat

01871



Oil thermostat replacing O-rings (Per Pair)
EMPI 33-5010-0, Paruzzi #1870

01091



Stud M8 x 40 mm with allen mounting (4 pieces)

01977



Oil thermostat switch for #1976 or custom applications

01935



Inner backing plate chrome
Type-1 engines with alternator or Ø 105mm generator

01928



Blue transparent finned backing plate cover
Type-1 engines with alternator or Ø 105mm generator

131119259

119

Doghouse, Fans, Cooling systems



Group 119 : Doghouse, Fans, Cooling systems

03866



Retaining springs (4 pieces)
Cooling flaps Type-1 engines,
Accelerator pedal mechanism Beetle
8.1957 until 1966 (VIN 116 851 649),
Bus until 7.1972, Type-3 until 1964
(VIN 315 048 101), Heater and fresh
air cables and rods Bus 8.1967 until
7.1979

211259283

01925



Outer backing plate chrome
Type-1 engines with
alternator or Ø 105mm
generator

113119261B

01919



Outer backing plate black
Type-1 engines with
alternator or Ø 105mm
generator

043119261 • 131119261

32225



Cylinder deflector plates (Per
Pair)

Type-1 engines for better
cooling, Type-3 engines until
7.1970 for better cooling, 8.1970
and later stock replacement, CT/
CZ engines stock replacement

113119451

04925



Backing plate kit black (3-
part)

Type-1 engines with
alternator or Ø 105mm
generator

**043119261 • 131119261 •
131119471A • 131119271**

08000



Galvanized shroud screws
with locator point and fixed
washer (50 pieces)

Thread size: M6 x 1.00,
Length: 12mm, Screw head
Type: slotted, Material:
galvanized steel, Washer
diameter: 11.85mm

01926



Yellow transparant finned
backing plate cover
Type-1 engines with
alternator or Ø 105mm
generator

01094



Heater or air cleaner hose
seals (Per Pair)
Type-1 engine Heater: 1.1963
until 7.1970, Air cleaner:
Beetle and Karmann Ghia
1500 and 1600cc until 7.1970

113119585A

04094



Heater or air cleaner hose
seals (Per Pair)
Type-1 engines 8.1970 and
later

113119585B

Group 119 : Doghouse, Fans, Cooling systems

02202



Chrome fan shroud without heating
12/1500cc, 1300cc until 7.1970

02204



Chrome fan shroud with heating
12/1500cc, 1300cc until 7.1970

02219



Black fan shroud without heating
12/1500cc, 1300cc until 7.1970

02233



Black fan shroud with heating
12/1500cc, 1300cc until 7.1970

01995



Cooling fan (316 mm)
13/1500cc until 7.1970,
1200cc 8.1966 and later

03933



Cool fan mounting kit
Type-1 engines

131119031

111198123

04135



Cooling flap return spring
Type-1 engines 8.1964 and later

01907



Cool air thermostat 70 °C
Type-1 engines, Type-3 engines

02170



Fan (911) mounting kit
for 260mm Porsche coolfan,
Type-1 and Type-3 engines

113119279

043119159



Group 119 : Doghouse, Fans, Cooling systems

02220



Air deflector plates rear side
(Per Pair)
Type-1 engines 1300, 1500
and 1600cc

131119357 • 131119358

08004



Engine assembly hardware
kit (10 mm cylinder studs)
Type-1 engine (not
25hp+30hp), Type-3 engine

02304



Chrome dress-up kit
Type-1 engines 1200 8.1966
until 7.1975, Type-1 engines
13/15/1600 until 7.1972

02211



Engine tinware behind the
pulley chrome
Type-1 engines 1200cc until
7.1969, 1300cc until 7.1969,
1500cc until 7.1967

113119533G

02235



Engine tinware behind the
pulley black
Type-1 engines 1200cc until
7.1969, 1300cc until 7.1969,
1500cc until 7.1967

113119533G

02223



Engine cover plate with
heater, without heat riser
holes black
Type-1 engines for Beetle
and Karmann Ghia all years,
and Bus until 7.1967 1300cc
until 7.1969, 1500cc until
7.1967

02214



Engine cover plate with
heater, without heat riser
holes chrome
Type-1 engines for Beetle
and Karmann Ghia all years,
and Bus until 7.1967 1300cc
until 7.1969, 1500cc until
7.1967

02213



Rear engine cover plate stock
style chrome
Type-1 engines for Beetle and
Karmann Ghia all years, and
Bus until 7.1967 1300cc until
7.1969, 1500cc until 7.1967

113119523F

02222



Rear engine cover plate stock
style black
Type-1 engines for Beetle and
Karmann Ghia all years and
Bus until 7.1967 1300cc until
7.1969, 1500cc until 7.1967

113119523F

Group 119 : Doghouse, Fans, Cooling systems

02224



Engine cover plate without heater, with heat riser holes black

Type-1 engines for Beetle and Karmann Ghia all years, and Bus until 7.1967 1300cc until 7.1969, 1500cc until 7.1967

02215



Engine cover plate without heater and heat riser holes chrome

Type-1 engines for Beetle and Karmann Ghia all years, and Bus until 7.1967 1300cc until 7.1969, 1500cc until 7.1967

02225



Rear engine cover plate without heater and heat riser holes black

Type-1 engines for Beetle and Karmann Ghia all years, and Bus until 7.1967 1300cc until 7.1969, 1500cc until 7.1967

02221



Engine cover plate without heater, with heat riser holes chrome

Type-1 engines for Beetle and Karmann Ghia all years, and Bus until 7.1967 1300cc until 7.1969, 1500cc until 7.1967


05260



Porsche style fan shroud for a 240 mm coolfan

Beetle, Bus with a Type-1 engine until 7.1971, Thing

02160



Porsche style fan shroud for a 260 mm coolfan

Type-1 engines, Type-3 engines

01929



Red transparant finned backing plate cover

Type-1 engines with alternator or Ø 105mm generator

03767



Rubber stops (8 mm) on several places used (Per Pair)
Beetle, Karmann Ghia, Type 3, Bus until 7.1979, Thing

08001



Stainless steel shroud screws including washers (50 pieces)
Thread size: M6 x 1.0, Length: 10mm, Material: stainless steel A2, Tensile load: 70, Wrench size: 5mm, Washer diameter: 11.70mm

N0200223 • N200021 • N200223



Group 119 : Doghouse, Fans, Cooling systems

02230



Chrome air intake screen
Type-1 engines 8.1964 until
7.1970 (except 30hp engines)

02200



Chrome Ram-Air fan shroud
Type-1 engines

02208



Chrome cylinder shrouds (Per
Pair)
Type-1 engines 1300, 1500
and 1600cc until 7.1970

211119303B • 113119304G

01991



Fan housing plugs (Per Pair)
1.1963 and later

02251



Manifold heat riser covers
(Per Pair)
Type-1 engines with a single
hotspot 1.1963 and later
(except 30hp engines)

211119577 • 211119578

02249



Manifold heat riser insulation
kit
Type-1 engines with a single
hotspot 1.1963 and later
(except 30hp engines)

113119597 • 113119599

02232



Heater channel (black
transport paint) (3-part)
Type-1 engines 1300, 1500
and 1600cc


02216



Heater channel chromed (3-
part)
Type-1 engines 1300, 1500
and 1600cc

113119350 • 043119350B • 113119352C •
043119352 • 211119351C • 043119351B

02227



Deflector plates for 10 mm
studs (Per Pair)
Type-1 1300, 1500 and
1600cc engines, Type-3
engines until 7.1970

311119317A

Group 119 : Doghouse, Fans, Cooling systems

03808



Black cylinder shrouds (Per Pair)

Type-1 engines 1300, 1500 en 1600cc until 7.1970

211119303B • 113119304G

127

Fuel pumps, Fuel lines

01689



Fuel pressure regulator
Maximum pressure: 0.62 bar
(9 PSI)

01538



Fuel line from the pump to the carburetor
Type-1 engines until 9.1952

111127511 • 111127541 •
111127531

01539



Fuel line from the pump to the carburetor
Type-1 engines 10.1952 until 7.1960

111127511A • 111127541A •
111127531A

01536



Fuel line from chassis to pump
Type-1 engines until 9.1952

111127521 • 111127541 •
111127531

01537



Fuel line from chassis to pump
Type-1 engines 25hp+30hp 10.1952 and later

111127521A • 111127541A •
111127531A



Group 127 : Fuel pumps, Fuel lines

01543



Fuel line from chassis to pump
Type-1 engines 1200cc (34hp) 8.1960 and later, 1300, 1500 and 1600cc until 7.1970

113127521A• 111127541A•
111127531A

01502



Fuel pump
Type-1 engines until 7.1965 (except 25hp+30hp)

211127025• 113127025

04540



Fuel pump
Type-1 engines 25hp+30hp

111127025• 111127025A•
111127025B

04541



Fuel pump A-quality
Type-1 engines 8.1965 and later, Type-3 engines

113127025G

01691



Fuel pump block-off with case breather
Type-1 (except 25hp+30hp) engines, Type-3 engines, CT/CZ engines, Waterboxer engines

03691



Fuel pump block-off stainless steel
Type-1 (except 25hp+30hp engines), Type-3, CT/CZ, Waterboxer engines

01541



Fuel pump B-quality
Type-1 engine 8.1965 until 7.1973, Type-3 engines


113127025DR

03686



Electric fuel pump A-quality
12V, 0.27 - 0.38 bar, 90 l/h

01686



Electric fuel pump B-quality
12V/0.5 - 0.6 bar 114l/h

Group 127 : Fuel pumps, Fuel lines

04542



Fuel pump rebuild kit
BCD fuel pump (Paruzzi
#4541)

01658



Fuel pump rebuild kit
Type-1 engine 1200cc (34hp)
until 7.1965, Type-3 engine
until 7.1965

01659



Fuel pump rebuild kit
Type-1 engine 1200 and 1300
8.1965 until 1972, 1500 and
1600 until 7.1970, Type-3
engine 8.1965 until 1972

111198553• 311198553• 113127113• 113127141•
113127183• 113127189• 113127311• 113127313•
N124341• 113127131A• 113127129

111198555• 311198555• 113127113• 113127141•
021127201• 311127215• 113127311• 113127313•
N124341• 113127129• 111127177• 113127131A•
111127181• 311127209

01730




Fuel pump rebuild kit
Type-1 engines 25hp+30hp

03696



Fuel pump vibration dampers
(Per Pair)
Fuel pump #1686 and #3686

03684



Fuel pump safety relay
12V

111198551• 111127141• 111127151•
111127157A• 111127169• 111127147•
111127131• 111127311

01685



Fuel pump chrome
Type-1 engine 8.1965 until
7.1973, Type-3 engines

01684



Fuel pump pushrod (108
mm)
Type-1 engines until 7.1973
except 25hp+30hp, Type-3
engines

01690



Fuel pump flange
Type-1 engines (except
25hp+30hp), Type-3 engines,
CT/CZ engines, Waterboxer
engines

113127307

113127303



Group 127 : Fuel pumps, Fuel lines

04690



Fuel pump flange
Type-1 engines 25hp+30hp

111127303


03689



Fuel pump flange gaskets
(Per Pair)
Type-1 engines 25hp+30hp

111127311

03692



Fuel pump flange gaskets
(Per Pair)
Type-1 engines (except
25hp+30hp), Type-3 engines,
CT/CZ engines, Waterboxer
engines

113127311 • 113127313

04056



Fuel hose and fuel line clamp (each)
Beetle fuel line on fan shroud 1300,
1500 and 1600cc all years, 1200cc
8.1965 until 1976 (D 1 371 480),
Bus fuel line on fan shroud Type-1
engines 6.1959 until 7.1979, Type-3
engines fuel hose all, Thing fuel line
on fan shroud until 7.1970

311127525

04691



Billet fuel pump block-off
Type-1 (except 25hp+30hp
engines), Type-3, CT/CZ,
Waterboxer engines

129

Carburetor, Air filter, Inlet manifold

02185



32/36 DFEV Weber carburetor
Main jet: 1.30 and 1.40, Air
jet: 160 and 165, Idle jet:
50 and 60, Venturi: 26 and
27mm

04137



37 mm carburetor to 34 mm
manifold adapter and tune-
up kit
Type-1 engines

Group 129 : Carburetor, Air filter, Inlet manifold

04140



37 PICT-3 carburetor
Type-1 engines

04139



39 mm carburetor to 34 mm
manifold adapter and tune-
up kit
Type-1 engines

04141



39 PICT-3 carburetor
Type-1 engines

702353



Gicleur d'alimentation
Bonzoni DRLA
Dellorto DRLA

705112



Gicleur de réglage essence
Solex (the models of Solex VHS, 26 VEIS, 30 PICT, 31 PICT, 32/34 PDSIT, Solex 34 PICT, 32/34 PDSIT, Solex 35, Solex 40/44/49/24/47 PDSI, 34, HBS 32/34/36/38/40/42/44/46/48, 34 PICT 34, Paruzzi Reproducties Reproduction, 30 PICT-3, 34 PICT-3

705301



Gicleur d'alimentation
Weber IDF, DAF, EMPI HPMX,
Weber IDF, DAF, EMPI HPMX,
EPC 48/51

705322



Gicleur de réglage
Weber DFEV, DGV, DFV, ICT,
VEMPI EPC 32/36, EPC 34,
EMPI EPC 32/36, EPC 34

02811



Carburetor twist linkage
stainless steel
Weber IDF, Dellorto DRLA,
EMPI HPMX and D-series

02812



Carburetor twist linkage
stainless steel
Weber IDF and IDA, Dellorto
DRLA, EMPI HPMX, EPC 48,
EPC 51 and D-series



Group 129 : Carburetor, Air filter, Inlet manifold

02815



Carburetor twist linkage stainless steel
Weber ICT, EMPI EPC 34

02816



Carburetor twist linkage stainless steel
Solex/Brosal H40-44 EIS, EMPI 40K

02115



Carburetor throttle return spring
Solex 28 PICT-2, 30 PICT-1, 30 PICT-2, 30 PICT-3, 31 PICT-3, 31 PICT-4, 34 PICT-3, 34 PICT-4, Brosol H30/31 PICT (#2141), Paruzzi and Solex reproductions 34 PICT-3 (#4425 and #2142)

113129881A

04130



Carburetor injection tube
Solex 28 PICT-1/2, Solex 30 PICT-1/2/3, Solex 31 PICT-3/4

113129323B

02129



Carburetor rebuild/gasket kit
Solex 28 PCI

111198567A • 111129121 • 111129213B •
111129281A • 111129409 • 111129451 •
N137761 • 111129427B

02194



Carburetor rebuild/gasket kit
Weber IDF 36

02196



Carburetor rebuild/gasket kit
Weber IDF 40, IDF 44, EMPI HPMX 40, HPMX 44

02197



Carburetor rebuild/gasket kit
Dellorto DRLA 36, DRLA 40, EMPI D 36mm, D 40mm

04243



Carburetor rebuild/gasket kit
Weber 34 ICT, EMPI EPC 34

Group 129 : Carburetor, Air filter, Inlet manifold

02116



Carburetor rebuild/gasket kit
A-quality
Solex 28 PICT, 28 PICT-1, 30
PICT-1

111129213C• 113129221• 113129281•
113129399• 111129409• 111129427B•
113129451A• N137761• 111129201

02117



Carburetor rebuild/gasket kit
A-quality
Solex 30 PICT-2

113129213• 113129221• 113129281B•
113129281C• 311129409• 113129451A•
N137761• 111129201

02130



Carburetor rebuild/gasket kit
B-quality
Solex 28 PICT-1, 28 PICT-2, 30
PICT 1, 30 PICT-2, 30 PICT-3,
31 PICT-3, 30/31 PICT, 34
PICT-3

111198569Z

04239



Carburetor kit EMPI EPC 34
1300cc, 1500cc and 1600cc
Type-1 single port engines

02239




Carburetor kit Weber ICT
1300cc, 1500cc and 1600cc
Type-1 single port engines

02144



Carburetor adapter (25 mm)
for stock 28/30/31 PICT
carburetors

02133



Carburetor base gasket
Solex 26 VFI, 26 VFIS, 28 PCI,
28 PICT, 28 PICT-1, 28 PICT-2,
30 PICT-1, 30 PICT-2, 30 PICT-
3, H30/31 PICT

N137761• N0137762• N0137761

02136



Carburetor base gasket (Per
Pair)
Weber IDF 40+44, Dellorto
DRLA 40+44, EMPI HPMX
40+44

05236



Carburetor base gasket (Per
Pair)
Weber IDF/ IDA 48, EMPI EPC
48/51



Group 129 : Carburetor, Air filter, Inlet manifold

05237



Carburetor base gasket (Per Pair)
Solex 32 PDSIT-2/3, Brosol H32/34 PDSI-2/3, Weber 34 ICT, EMPI EPC 34

021129795

02163



Choke block-off plate
Weber IDF

02121



Choke element 12V
Weber 32/36 DFEV, EMPI EPC 32/36F

02145



Choke element 12V
Solex 28 PICT-1, Solex 28 PICT-2, Solex 30 PICT-1, Solex 30 PICT-2, Solex 30 PICT-3, Solex 31 PICT-3, Solex 31 PICT-4, Solex 34 PICT-3

113129191G


03745



Choke element 6V
Solex 28 PICT-1, Solex 28 PICT-2, Solex 30 PICT-1, Solex 30 PICT-2, Solex 30 PICT-3, Solex 31 PICT-3


113129191H

02178



Carburetor cross-bar linkage
Weber ICT
Type-1 engines

02189



Cross-bar linkage Weber IDF, Dellorto DRLA
Type-1 engines, Type-3 engines

01035



Heat riser block-off plates (Per Pair)
Beetle/Karmann Ghia 1.2 1.1963 and later 13/1.5 until 3.1974 1.6 until 7.1975, Bus 8.1960 and later, Type 3 1.5, Thing

02817



Twist linkages return Spring
Inner diameter: 31mm

Group 129 : Carburetor, Air filter, Inlet manifold

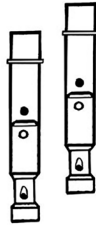
02176



EMPI EPC 34 Carburetor
(each)
Main jet: 150, Air jet: 175, Idle
jet: 55, Emulsion tube: F6

43-1016-1

02195



Weber IDF F11 emulsion tube
(Per Pair)
Weber IDF

00914



Throttle cable sleeve
Beetle/Karmann Ghia 1200
1.1966 and later 13/15/1600
65 and later, Bus with Type-1
engine 13/15/1600 65 and
later, Thing

043129893

02125



Throttle cable sleeve
Type-1/Karmann Ghia 1200
(34hp) until 12.1965, Bus
30hp and 1200 (34hp) 6.1959
and later, Bus 1500 until 1964

211129893

02126



Throttle cable clip
Beetle /KG 25hp+30hp all,
Beetle /KG 1200 until 12.1965,
Beetle /KG 1300 until 1965,
Bus 25hp+30hp, Bus 1200 all,
Bus 1500 until 1965

113129909

04246



Linkage down rod with heim
ends (each)
replacement for EMPI 40/44
HPMX or Weber 40/44 IDF
Cross-bar linkage #2189

02141



H30/31 PICT carburetor
A-quality
Type-1 engines and replaces
the Solex 30 PICT-1, 30 PICT-
2, 30 PICT-3, 31 PICT-3, 31
PICT-4

113129027H

05141



H30/31 PICT carburetor
B-quality
Type-1 engines and replaces
the Solex 30 PICT-1, 30 PICT-
2, 30 PICT-3, 31 PICT-3, 31
PICT-4

113129027H

04231



Inlet gaskets (Per Pair)
Type-1 engines 1300cc,
1500cc and 1600cc until
7.1970, Type-3 single port
engines 8.1962 and later

311129707 • 311129707D



Group 129 : Carburetor, Air filter, Inlet manifold

04236



Inlet gaskets (Per Pair)
Type-1 engines 1200cc 1962
(engine nr. 6 916 251) and
later, Type-3 engines until
7.1962

N138231 • N0138232 • N0138231


04249



Inlet manifold or oil pressure
plunger locking screw gasket rings
(Per Pair)
Inlet manifold gasket for Type-1
engines 25hp, Oil pressure locking
screw gasket for Type-4 engines,
CT/CZ engines, Waterboxer engines

N138291 • N0138293

02139



Electric manifold heater 12V
Beetle all, Karmann Ghia all,
Bus single carburetor, Type-3
single carburetor, Thing all

02114



Inlet manifold for vehicles
with a manual transmission
Type-1 engines 1300, 1500
and 1600cc until 7.1970

113129701K

05114



Inlet manifold for vehicles
with a manual transmission
Type-1 engines 1200cc 34hp

111129701K • 113129701D

04179



Inlet manifolds Weber ICT
(Per Pair)
Type-1 1300-1500cc engines
single port

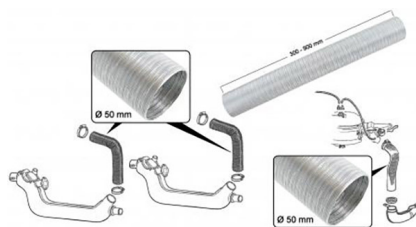
02143



Cable connector
Throttle cable Type-1 engines 25hp, 30hp,
1200cc, 1500 and 1600cc all, 1300cc with
engine code E 1965 (E 0 002 921) and
later and with engine code F 1965 (F 0
429 814) and later, Type-3 engines until
7.1965, Cool air flap rod Type-3 1963
(engine code 255 340) and later

111129921 • N102052 •
N0102052

01095



Heater/air cleaner hose
aluminum Ø50 x 300-900
mm
Heater Type-1 engine 1.1963
and later, Air cleaner Beetle
1967 and later

01097



Heater hose or air cleaner hose
cardboard Ø 50 x 1080 mm
Heater Type-1 engines 1.1963
and later, Air cleaner Beetle
1967 and later

028129087A

Group 129 : Carburetor, Air filter, Inlet manifold

 04197



Chrome velocity stacks
(height 100 mm) (Per Pair)
Weber IDF, Dellorto DRLA,
EMPI HPMX

 04198



Chrome velocity stacks
(height 152 mm) (Per Pair)
Weber IDF, Dellorto DRLA,
EMPI HPMX

 02198



Chrome velocity stacks
(height 55 mm) (Per Pair)
Weber IDF, Dellorto DRLA,
EMPI HPMX

 22148



Air cleaner intake connection
tube
Karmann Ghia with a 1300cc
engine until 7.1966, with a
1500cc engine until 7.1967, Bus
1963 (VIN 1 199 841) until 7.1967

211129627

 02159



Air cleaner breather fitting
plastic 90° (each)
Air cleaner #2157
replacement

 04150



Air cleaner breather fitting
stainless steel 45° (each)
RVS "Classic Style" air
cleaner #4148

 04149



Air cleaner breather fitting
stainless steel 90° (each)
RVS "Classic Style" air
cleaner #4148

 04151



Air cleaner breather fitting
stainless steel straight (each)
RVS "Classic Style" air
cleaner #4148

 02148



Air cleaner perforated
chrome Ø140 mm, height 65
mm (each)
Solex stock carburetors
(51mm neck)



Group 129 : Carburetor, Air filter, Inlet manifold

02150



Chrome mini air cleaner
Ø100 mm height 60 mm
(each)
Solex stock carburetors
(51mm neck)

05230



Air cleaner base gaskets (Per
Pair)
Weber IDF, EMPI HPMX

05231



Air cleaner base gaskets (Per
Pair)
Weber DFV, DFEV, DFAV, EMPI
EPC 32/36F

02182



Air cleaners with a chromed
top side (Per Pair)
Solex/Brosol H40-44EIS, EMPI
40K

702340



Gicleur Airjet
Dellorto DRLA

705401



Gicleur Airjet
Weber IDF, IDA, EMPI HPMX,
EPC 32/36F

705426



Gicleur Airjet
Weber DFEV, DFV, DGV, ICT,
EMPI EPC 32/36F, EPC 34

01012



Brass nuts (8 pieces)
Thread size: M8 X 1.25,
Wrench size: 11mm

03975



Breather hose with a textile
outside per meter
Inner diameter: 12mm, Outer
diameter: 17mm, Working
pressure: 7 bar, Bursting
pressure: 30 bar

N0202903 • N203741 • N0203741

Group 129 : Carburetor, Air filter, Inlet manifold

02154



Oval cotton air cleaner element (each)
Height: 89mm, Width: 114mm, Length: 178mm, Fits air cleaner: #4147, #4148 and #4159

04232



Gasket rings (Per Pair)
Inlet manifold gasket, Fuel tank sealing plug gasket, Automatic gearbox drain plug gasket

N138211• N0438541•
111201195• N0138212

02151



Paper air filter element (each)
Height: 52mm, Diameter: 99mm, Fits air cleaner: #2150

02146



POD-Style air cleaner (each)
Solex stock carburetors, Weber ICT, EMPI EPC 34

04162



Pre-filter for oval air cleaners (each)
aircleaner size 176/182 x 115 /119 x 88.1996mm

04161



Pre-filter for rectangular air cleaners (each)
aircleaner size 172 x 115 x 66mm

02156



Rectangular cotton air cleaner element (each)
Height: 64mm, Width: 114mm, Length: 171mm, Fits air cleaner: #2157 and #2158

02183



Round cotton air cleaner element (each)
Height: 89mm, Diameter: 152mm, Fits air cleaner: #2182

04148



Stainless steel Classic style air cleaner with breather hole (each)
Weber IDF, Dellorto DRLA, EMPI HPMX and D-series



Group 129 : Carburetor, Air filter, Inlet manifold

04147



Stainless steel Classic style air cleaner without breather hole (each)
Weber IDF, Dellorto DRLA, EMPI HPMX and D-series

04143



Stainless steel fire retardant air filter element (each)
Height: 85mm, Width: 120mm, Length: 178mm, Fits air cleaner: #4147, #4148 and #4159

02147



Foam air cleaner element
Height: 50mm, Diameter: 135mm, Fits air cleaner: #2148, #2152 and #5121

01057



Manifold pre-heat gaskets (Per Pair)
Type-1 engine 8.1964 until 7.1970 right, Type-1 engine 8.1970 and later left/right, Type-3 engine right, CT/CZ

113251263C • 113251263

02111



Idling cut-off valve
Solex 28 PICT-2, Solex 30 PICT-1, Solex 30 PICT-2, Solex 34 PDSIT-2, Solex 34 PDSIT-3

111129413B • 058129413D

702306



Stainless steel jet needle
Weber IDF, DCNF, EMPI HPMX

702332



Stainless steel jet needle
Weber IDA, EMPI EPC 48/51

705045



Stainless steel jet needle
Solex 33 PICT 3, 31 PICT 3, 3 B PICT 4, 3 4 PICT 3 4, 3 4 PICT 3 4, 3 4 PICT 3 4, Solex 34 PDSIT 2/3, H32/34 PDSI 2, H32/34 PDSI 3, H30/31 PICT, Bocar 34 PICT-3, Paruzzi 34 PICT-3, Reproductions 34 PICT-3

705343



Stainless steel jet needle
Weber DFEV, DGV, DFV, EMPI EPC 32/36F

Group 129 : Carburetor, Air filter, Inlet manifold

705549



Standard jet needle
Weber ICT, EMPI EPC 34

02153



Super low air cleaner for the stock Solex carburetor
Diameter: 162mm, Height: 57mm, Carburetor neck size: 51mm, Cranckcase breather connection: 13mm

02184



Universal carburetor twist linkage
Type-1 engines with a stock fan shroud

00990



Vacuum, water or breather hose T-piece
Maximum hose inner diameter: 5mm, Material: Plastic

00991



Vacuum, water or breather hose T-piece
Maximum hose inner diameter: 7mm, Material: Plastic

02801



Venturi \varnothing 28 mm (Per Pair)
Weber 40 IDF

02802



Venturi \varnothing 30 mm (Per Pair)
Weber 40 IDF

02803



Venturi \varnothing 32 mm (Per Pair)
Weber 40 IDF

02152



Chrome louvered air cleaner
Type-1 engines with a stock carburetor



Group 129 : Carburetor, Air filter, Inlet manifold

02155



Chromed oval air cleaner
(each)
Weber DCNF

04159



Chromed oval air cleaner
(each)
Weber IDF, Dellorto DRLA,
EMPI HPMX and D-series

02157



Chromed rectangular air
cleaner (each)
Weber DFV, DFAV and DFEV

02158



Chromed rectangular air
cleaner (each)
Weber IDF, Dellorto DRLA,
EMPI HPMX and D-series

32157



Chromed rectangular air
cleaner (each)
Weber IDF, Dellorto DRLA,
EMPI HPMX and D-series

32158



Chromed round air cleaner
(each)
Weber ICT, EMPI EPC 34

04103



Replacement hotspot tubes
Paruzzi #2103, EMPI 00-3232-
7

02199



Float for Brosol/Solex
Solex H40/44 EIS

02167



Float needle valve 1.5 mm
Solex 26 VFIS, 28 PCI, 28 PICT,
28 PICT-1, 28 PICT-2, 30 PICT-1,
30 PICT-2, 30 PICT-3, 31 PICT-3,
31 PICT-4, 34 PICT-3, 34 PICT-4,
34 PICT-5, 32 PHN-1, 32 PHN-2

111129201 • 036129201

Group 129 : Carburetor, Air filter, Inlet manifold

02175



Weber 34 ICT carburetor
(each)
Main jet: 135, Air jet: 160, Idle
jet: 55, Emulsion tube: F78

02190



Weber IDF 40 carburetor
(each)

02191



Weber IDF 44 carburetor
(each)

05121



Black louvered air cleaner
Type-1 engines with a stock
carburetor

01524



Bronze clutch operating shaft
bushing kit Ø 16 mm
Beetle 8.1960 until 1971 (VIN 112
2070 812) and 1.1986 and later,
Karmann Ghia 8.1960 until 1971
(VIN 142 2070 812), Bus 6.1959 until
7.1975, Type 3 until 8.1971, Thing
until 7.1971

113141723• N124201•
113141717A•

01519



Throw-out super clips (Per
Pair)
13/1500 until 7.1970, 1200
until 3.1972, Bus 3.1950 until
7.1970

141
Clutch manual and
saxomat



Group 141 : Clutch manual and saxomat

01505



Feramic clutch disc 200 mm
Type-1 engines, Type-3 engines

111141025DX

01509



Clutch pressure plate 180 mm
Type-1 engines 25hp+30hp,
Type-1 engine 1300 until
7.1970, Type-1 engine 1200
until 1972 (VIN 112 2670 582),
Type-3 engines until 7.1962

01520



Clutch release bearing
Beetle 1300, 1500 until 7.1970,
Beetle 1200 until 1972 (VIN 112
2670 582), Karmann Ghia until
7.1970, Bus until 7.1970, Type 3
until 7.1970, Thing until 7.1971

111141165A• 111141167C

01533



Clutch operating shaft return spring
Beetle export models 8.1960 until
1964 (VIN 115 245 529), all models
1964 (VIN 115 247 529) until 1971 (VIN
112 2070 812), Karmann Ghia 8.1960
until 1971 (VIN 142 2070 812), Bus
6.1959 until 7.1975, Type 3 until 1971
(VIN 312 2016 037), Thing until 7.1971

113141723

04530



Clutch operating shaft return
spring collar
Beetle until 1971 (VIN 112 2070
812), Karmann Ghia until 1971
(VIN 142 2070 812), Bus until
7.1975, Type 3 until 1971 (VIN
312 2016 037), Thing until 7.1971

111141727

01500



Clutch disc 180 mm
Type-1 engines 25hp+30hp,
Type-1 engine 1300, Type-1
engine 1200 until 1980 (D
1455271), Type-3 engines
until 7.1962

**111141031F• 111141031DX•
111141031GX**

01501



Clutch disc 200 mm
Type-1 engine 1200cc 1980 (D 1
455 272) and later, Type-1 engine
1500cc, Type-1 engine 1600cc
(Bus until 1975 VIN 216 2118
505), Type-3 engines 8.1962 and
later

**311141031D• 043141031MX•
BAA141031A• 043141031S**

01511



Clutch kit 180 mm
Type-1 engines 25hp+30hp,
1200cc until 1972 (VIN 112
2670 582), 1300cc until
7.1970, Type-3 engines until
7.1962

111198141CX• 111198141CV

01514



Clutch kit 200 mm
Type-1 engines 1500 and
1600cc until 7.1970, Type-3
engines 8.1962 until 7.1970

211141025B

Group 141 : Clutch manual and saxomat

01550



Clutch operating lever (16 mm)
Beetle 1965 until 1971,
Karmann Ghia 1965 until 1971,
Bus 1965 until 7.1975, Type 3
1965 until 1971, Thing until
7.1971

131141719

01527



Stock clutch operating shaft fitting kit
(Ø 16 mm)
Beetle 8.1960 until 1971 (VIN 112
2070 812) and 1.1986 and later,
Karmann Ghia 8.1960 until 1971
(VIN 142 2070 812), Bus 6.1959 until
7.1975, Type 3 until 8.1971, Thing
until 7.1971

**113141723• N124201• N0124201•
113141717A• 113141271A• 113141707A**

01528



Clutch operating shaft Ø 16 mm
Beetle 8.1960 until 7.1970, 1200
1964 until 1971, Karmann Ghia
8.1960 until 7.1970, Bus 7.1959
until 7.1967, Type 3 until 7.1970,
Thing until 7.1970

113141701C

01515



Kush-lok clutch disc
Type-1 engines, Type-3
engines

01508



Stock clutch pressure plate
200 mm
Type-1 engines 1500, 1600
until 7.1970, Type-3 engines
8.1962 until 7.1970

311141025EX

01516



Heavy duty clutch pressure
plate
Diameter: 200mm, Pressure:
771 kg (1700 lb)

01517



Heavy duty clutch pressure
plate
Diameter: 200mm, Pressure:
952 kg (2100 lb)

01518



Heavy duty clutch pressure
plate
Diameter: 200mm, Pressure:
1179 kg (2600 lb)

06519



Heavy duty clutch pressure
plate mounting kit
Beetle, Karmann Ghia, Bus
with Type-1 engine until 1976
(VIN 296 2137 724), Bus with
Type-4 engine 8.1973 until
1974 (VIN 294 2125 000) and
8.1975 and later, Type 3, Thing



Group 143 : Engine gaskets kits

143

Engine gaskets kits

01777



Engine gasket kit
Type-1 engine 25hp

111198001A


01778



Engine gasket kit
Type-1 engine 30hp

111198003A


04771



Engine gasket set A-quality
Type-1 engine 1200cc 8.1960
until 7.1969 (except 30hp),
Type-1 engine 1200cc 8.1969
and later use also #1824 and
#4700

111198005A


04772



Engine gasket kit A-quality
Type-1 engine 1300cc E, F, Type-1 engine
1300cc AB until 1973 (AB 0 870 512),
Type-1 engine 1300cc AC until 1973
(AC 0 007 800), Type-1 engine 1500cc,
Type-1 engine 1600cc B, AH, AE, AD and
AG, Type-1 engine 1600cc AF, AS until
7.1975, Type-3 engine with carburetor

111198007A

01771



Engine gasket kit B-quality
Type-1 engine 1200cc 8.1960
and later (except 30hp)

01772



Engine gasket kit B-quality
Type-1 engine 1300cc E, F, Type-1 engine
1300cc AB until 1973 (AB 0 870 512),
Type-1 engine 1300cc AC until 1973
(AC 0 007 800), Type-1 engine 1500cc,
Type-1 engine 1600cc B, AH, AE, AD and
AG, Type-1 engine 1600cc AF, AS until
7.1975, Type-3 engine with carburetor

111198007AF



Fuel, Exhaust, Heater

Group 2



Group 201 : Fuel tanks

201 Fuel tanks

 23096



Seal between fuel tank and body
Bus 4.1955 until 7.1967

211201195

 01695



Fuel filter for carburetor engines
universal use for \varnothing 5.0 until \varnothing 8.0mm
hose, Beetle VW 1200 1975 (VIN 116
2128 099) until 12.1985, 1303 1973
(VIN 133 2802 561) and later, Bus
1975 (VIN 215 2145 352) and later,
Thing only for the gas heater

251201511G

 04695



Fuel filter for carburetor
engines High flow
Length: 55mm, Diameter:
25mm, Hose barb size:
6.35mm

 01692



Fuel filter for carburetor
engines chrome
 \varnothing 8.1 - \varnothing 9.5mm (3/8 inch)
hose

 01693



Fuel filter for carburetor
engines chrome
 \varnothing 6.5 - \varnothing 8.0mm (5/16 inch)
hose

 01694



Fuel filter for carburetor
engines chrome
 \varnothing 5.0 - \varnothing 6.4mm (1/4 inch)
hose

 20492



Fuel tank
Bus 3.1955 until 7.1967

211201055D

 00496



Fuel tank 40 liter polished
stainless steel
 \varnothing : 25.4 cm, Length: 84 cm

Group 201 : Fuel tanks

00482



Fuel tank connection kit 6 mm (including filter)
Beetle export models, VW 1200, VW 1300 and VW 1500 8.1961 and later, convertible 8.1961 until 7.1970, Karmann Ghia 8.1961 and later, Bus 8.1961 until 1975 (VIN 295 2147 352), Type 3 all models and years, Thing all models and years

113201221A • 311201231A • 311201235 • 111209147A

20514



Fuel tank protection fibre pads (10 pieces)
Bus 4.1955 until 7.1979


211201555

04482



Fuel tank connection extra wide (8 mm)
Beetle 8.1961 and later (except 1302 and 1303), Karmann Ghia 8.1961 and later, Bus 8.1961 until 1975 (VIN 215 2147 352), Type 3, Thing

00980



Fuel hose with a textile outside per meter
Inner diameter: 5.0mm, Outer diameter: 9.5mm, Working pressure: 7 bar, Bursting pressure: 30 bar

N203551 • N90099601 • N0203551

00981



Fuel hose textile braided per meter
Inner diameter: 8.00 (max. 8.50mm), Outer diameter: 13.70 (max. 14.20mm), Working pressure: 7.5 bar, Bursting pressure: 30 bar

N90170001 • N0201302

03947



Fuel cap gasket (cork) Ø 58.5 x 80 mm
Beetle 8.1955 until 7.1960, Karmann Ghia until 7.1960, Bus 1952 (20 030 868) until 3.1955

111201557C • 111201557A

03946



Fuel cap gasket (cork) Ø 78 x 105 mm
Beetle until 7.1955, Bus until 1952 (VIN 20 030 867)

111201557B

00485



Fuel cap without lock
Beetle until 7.1967 replacement, Karmann Ghia until 7.1967 replacement, Bus 4.1955 until 7.1967

211201551

00946



Fuel cap without lock
Beetle until 7.1955, Bus until 1952 (VIN 20 030 867)

111201551

Group 201 : Fuel tanks


00947



Fuel cap without lock
Beetle 8.1955 until 7.1960,
Karmann Ghia until 7.1960,
Bus 1952 (VIN 20 030 868)
until 3.1955

111201551A

04845



Fuel tank sender and turn indicator
lens copper rings (5 pieces)
Fuel tank sender bolts for Beetle
VW1200, VW1300 and VW1500,
Karmann Ghia, Bus until 1973 (VIN
293 2138 898), Type 3, Thing, Turn
indicator unit screws for Type 3
8.1963 until 7.1969

N0138021 • N138021

27475



Fuel filler neck collar
Bus 4.1955 until 7.1967

211201255

209
Fuel tap,
Connections, Fuel
hose

20485



Fuel tap
Delivery Van, Kombi, Microbus
8 seater, Mircobus Deluxe 8
seater, Pickup and Double Cab,
4.1955 until 7.1961, Ambulance,
4.1955 until 7.1967

211209021E

04486



Fuel tap filter housing seal
ring (each)
Beetle until 7.1955, Bus until
2.1955

111209129

04485



Fuel filter for fuel tap
Beetle until 7.1955, Bus until
2.1955

111209119A

04481



Fuel tap filter housing seal
ring (each)
Beetle 8.1955 and later,
Karmann Ghia, Bus 3.1955
and later

111209139

04484



Fuel filter for fuel tap
Beetle 8.1955 and later,
Karmann Ghia, Bus 3.1955
and later

111209147A

Group 209 : Fuel tap, Connections, Fuel hose

04483



Fuel filter
Beetle 1200/1300/1500,
Karmann Ghia, Bus until
10.1975, Type 3, Thing

111209147B

00497



Fuel shut-off for aluminum
tank
1/4 NPT, for #0496 or
universal use (ø 5.0mm - ø
6.4mm)

00984




Stainless steel braided fuel
hose per meter
inner Ø 9.5mm outer Ø
15mm

00985



Stainless steel braided fuel
hose per meter
inner Ø 6.4mm outer Ø
12mm

00980



Fuel hose with a textile
outside per meter
Inner diameter: 5.0mm, Outer
diameter: 9.5mm, Working
pressure: 7 bar, Bursting
pressure: 30 bar

01149



Fuel hose with a textile
outside per meter
Inner diameter: 7mm, Outer
diameter: 12mm, Working
pressure: 7 bar, Bursting
pressure: 30 bar

N203551 • N90099601 •
N0203551

N203571

06980



Fuel hose with a textile
outside per meter
Inner diameter: 9mm, Outer
diameter: 15mm, Working
pressure: 7 bar, Bursting
pressure: 30 bar

03990



Fuel hose connection T-style
(brass)
ø 5.0mm - ø 6.4mm

03991



Fuel hose connection T-style
(brass)
ø 7.0mm - ø 8.0mm



Group 209 : Fuel tap, Connections, Fuel hose

 00981



Fuel hose textile braided per meter

Inner diameter: 8.00 (max. 8.50mm), Outer diameter: 13.70 (max. 14.20mm), Working pressure: 7.5 bar, Bursting pressure: 30 bar

N90170001 • N0201302

 01152



Fuel hose textile braided per meter

Inner diameter: 6.00 (max. 6.50mm), Outer diameter: 11.70 (max. 12.20mm), Working pressure: 7.5 bar, Bursting pressure: 30 bar

N10120701

 04152



Fuel hose textile braided per meter

Inner diameter: 4.10 (max. 4.60mm), Outer diameter: 9.15 (max. 9.65mm), Working pressure: 7.5 bar, Bursting pressure: 30 bar

N10196502

 04981



Fuel hose textile braided per meter

Inner diameter: 4.90 (max. 5.40mm), Outer diameter: 10.40 (max. 10.70mm), Working pressure: 7.5 bar, Bursting pressure: 30 bar

 06245



Fuel hose textile braided per meter

Inner diameter: 10.00 (max. 10.6mm), Outer diameter: 16.25 (max. 17.80mm), Working pressure: 7.5 bar, Bursting pressure: 30 bar

 00970



Heavy Duty hose clamps anodized red (Per Pair)
Maximum hose outer size 12.7mm

 03973



Brass hose barb male threaded (Per Pair)
Thread size: 1/8 inch NPT,
Hose barb size: 6.35mm

 03974



Brass hose barb male threaded (Per Pair)
Thread size: 1/8 inch NPT,
Hose barb size: 7.94mm

 01153



Hose connector reducer from 6 to 8 mm

Group 209 : Fuel tap, Connections, Fuel hose

00990



Vacuum, water or breather hose T-piece
Maximum hose inner diameter: 5mm, Material: Plastic

00991



Vacuum, water or breather hose T-piece
Maximum hose inner diameter: 7mm, Material: Plastic

251

Exhaust systems,
Catalyst

01018



California muffler
Beetle/Karmann Ghia/Bus/
Thing for: #1013 #1014 #3270

01033



Baffle for stinger #1039

01035



Heat riser block-off plates
(Per Pair)
Beetle/Karmann Ghia 1.2
1.1963 and later 13/1.5 until
3.1974 1.6 until 7.1975, Bus
8.1960 and later, Type 3 1.5,
Thing

21009



Dual quiet pack muffler
(black transport paint)
Bus

23244



Extreme Lowered stainless
steel Split Bus exhaust
Type-1 engine for Bus until
7.1967



Group 251 : Exhaust systems, Catalyst

01002



Heater box J-tubes (black transport paint) (Per Pair)
Type-1 engine 1.1963 and later (except 30hp and AJ injection engines)

01028



Heater box J-tubes chrome (Per Pair)
Type-1 engine 1.1963 and later (except 30hp and AJ injection engines)

01019



Copper exhaust gaskets for 38 mm tubing (4 pieces)
Type-1 engines, Type-3 engines, CT/CZ engines, Waterboxer engines

01036



Copper exhaust gaskets for 41 mm) 1 5/8 inch tubing (4 pieces)
Type-1 engines, Type-3 engines, CT/CZ engines, Waterboxer engines

01012



Brass nuts (8 pieces)
Thread size: M8 X 1.25,
Wrench size: 11mm

01078



Header to muffler gasket (each)
Bolt distance: 58mm, Inner size: 44.70mm

01093



Header to muffler gasket (each)
Bolt distance: 78mm, Inner size: 68mm

01059



Paper exhaust gaskets from 35 mm tubing (4 pieces)
Type-1 engines, Type-3 engines, CT/CZ engines, Waterboxer engines

03261



Phat Boy muffler (competition) (black transport paint)
for header #3241, Beetle, Karmann Ghia, Thing

Group 251 : Exhaust systems, Catalyst

03262



Phat Boy muffler (competition) stainless steel for header #3241, Beetle, Karmann Ghia, Thing

03250



Stainless steel heater box J-tubes (Per Pair) Type-1 engines 25hp+30hp

03254



Stainless steel heater box J-tubes with flange adapters (Per Pair) Beetle (except 25hp+30hp engines), Karmann Ghia (except 30hp engines), Bus until 7.1967 (except 25hp+30hp engines), Thing

03264



Stainless steel Side Winder exhaust Type-1 engine 1300, 1500 and 1600cc for Beetle, Karmann Ghia, Bus until 7.1967, Thing

05002



Stainless steel mounting kit tail pipe or heater box to muffler tail pipe Beetle 8.1955 and later (except injection engines), Karmann Ghia, Bus with Type-1 engine 8.1976 and later, Type 3 until 7.1971, heat exchanger Beetle 1.1963 and later, Karmann Ghia 1.1963 and later, Bus with Type-1 engine 1.1963 and later, Type 3, Thing

23245



Stainless steel exhaust flange with hotspot (Per Pair) option for lowered Bus exhaust #23244

111298051 • 111298051A

21017



Single quiet pack muffler (black transport paint) Bus

01013



Header (black transport paint) Type-1 engine: 1300-1500-1600cc, Bus 1.1963 until 8.1971

03270



Header stainless steel Type-1 engines 1300cc, 1500cc and 1600cc with a single hotspot



Group 251 : Exhaust systems, Catalyst

03236



Header painted black
Type-1 engines 1300, 1500
and 1600cc with single
hotspot, only for Phat Boy
muffler #3253, #3260 and
#3265, Dual Quiet Pack
muffler #1009

01057



Manifold pre-heat gaskets
(Per Pair)
Type-1 engine 8.1964 until
7.1970 right, Type-1 engine
8.1970 and later left/right,
Type-3 engine right, CT/CZ

113251263C • 113251263

05158



Manifold pre-heat gasket left
Type-1 engine 8.1964 until
7.1970

113251265 • 113251265A

05159



Manifold pre-heat gaskets
(Per Pair)
Type-1 engines until 7.1964,
Type-3 engines only left

111251263

01058



Stock cylinder head exhaust
gaskets (4 pieces)
Type-1 engines, Type-3
engines, CT/CZ engines

111251261C

01048



Stock exhaust muffler
Type-1 engine 25hp+30hp,
Beetle until 7.1955, Bus all
years

211251051B

21057



Stock exhaust muffler
Type-1 engines 1300, 1500
and 1600cc, Bus until 7.1971

211251053L • 211251051E

01001



Stock mounting kit tail pipe or heater box
to muffler (2 sets)
tail pipe Beetle 8.1955 and later (except
injection engines), Karmann Ghia, Bus with
Type-1 engine 8.1976 and later, Type 3
until 7.1971, heat exchanger Beetle 1.1963
and later, Karmann Ghia 1.1963 and later,
Bus with Type-1 engine 1.1963 and later,
Type 3, Thing

111298051 • 111298051A • 111251241 •
111251233A • 111251269A • 113251273 •
N103483

21065



Exhaust pipe bracket
Bus 13/15/1600cc 1.1963
until 7.1973

211251301A


Group 251 : Exhaust systems, Catalyst

03241



Competition exhaust black,
(41 mm) 1 5/8 inch tube
Beetle/Karmann Ghia
13/15/1600cc, Bus 1.1963
and later, Thing

01006



Economy exhaust
Beetle 1200 1.1963 and
later, Beetle 1300/1500 until
3.1974, Beetle 1600 until
7.1975, Karmann Ghia 1.1963
and later, Bus 8.1960 and
later, Thing

21062



Exhaust pipe
Bus 1.1963 until 7.1973 with
Type-1 engine

211251237B

29939



Tail pipe mounting kit
complete
Bus with Type-1 engine, 1963
(engine number 7 999 652)
until 7.1976

211298055

03048



Clamp tail pipe or heater box to
muffler (each)
tail pipe Beetle and Karmann Ghia
until 1958 (engine code 2 720 711),
Bus with 25hp or 30hp engine,
Thing without heat exchangers, heat
exchangers Beetle until 7.1955, Bus
with 25hp or 30hp engine

111251267A• N102390(N01023911)•
N110088(N0110088)• N01224111

05001



Mounting kit tail pipe or heater
box to muffler
tail pipe Bus with Type-1 engine
6.1959 until 7.1976, heat
exchanger Beetle 7.1955 until
12.1962, Karmann Ghia until
12.1962, Bus 6.1959 until 12.1962

111251269A• 111251221• 111251223•
N103483• N0103484• 113251273•
N02214811

01049



Tail pipe
Beetle until 7.1955, Bus
until 12.1962, Type-1 engine
(25hp+30hp)

111251165B

03235



Low dual cannons
Beetle 1.2 1.1963 and later
1.3/1.5 until 3.1974 1.6 until
7.1975, Karmann Ghia 1.1963
and later, Bus 8.1960 and
later, Thing

AC2512044

03255



Exhaust mounting kit
Vintage Speed exhaust #3252
#3242, #23242 and #23244,
Vintage Speed exhaust
flanges #3251, #3306, #23246
and #23245



Group 251 : Exhaust systems, Catalyst

01004



Monza exhaust
Type-1 engine: 1300-1500-
1600cc (single hotspot)

01003



Single tip exhaust
Type-1 engine: 1300-1500-
1600cc (single hotspot)


21061



Exhaust pipe
Bus 1600 1.1963 until 7.1971

211251157A

01092



Coppered exhaust nuts (8
pieces)
Thread size: M8 X 1.25,
Wrench size: 12mm

255

Heating system
Type 1, Type 3,
WBX and Diesel
engines

01094



Heater or air cleaner hose
seals (Per Pair)
Type-1 engine Heater: 1.1963
until 7.1970, Air cleaner:
Beetle and Karmann Ghia
1500 and 1600cc until 7.1970

113119585A

04094

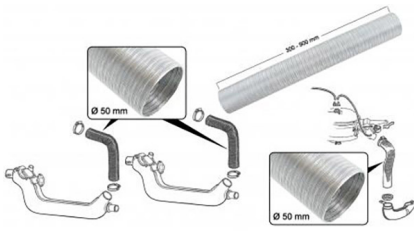


Heater or air cleaner hose
seals (Per Pair)
Type-1 engines 8.1970 and
later

113119585B

Group 255 : Heating system Type 1, Type 3, WBX and Diesel engines

01095



Heater/air cleaner hose
aluminum Ø50 x 300-900
mm
Heater Type-1 engine 1.1963
and later, Air cleaner Beetle
1967 and later

01082



Heat exchanger lever
including mounting kit left
Beetle/Karmann Ghia 1.1963
and later (not USA inj.), Bus
1.1963 until 7.1967, Thing
civil

01083



Heat exchanger lever
including mounting kit right
Beetle/Karmann Ghia 1.1963
and later (not USA inj), Bus
1.1963 until 7.1967, Thing
civil

043298147A• 113255117• N124341• N120571•
N102052• 311129777• 111255309B• 111255311•
113255249• 111251261C• 113255147C• N0120571

043298148A• 113255117• N124341• N120571•
N102052• 311129777• 111255309B• 111255311•
113255250• 111251261C• 113255148C• N0120571


01084



Heat exchanger chrome left
Type-1 engine 1.1963 and
later (except 30hp and AJ
injection)

043255107H

01085



Heat exchanger chrome right
Type-1 engine 1.1963 and
later (except 30hp and AJ
injection)


043255108H

01065



High performance heat
exchanger left
Type-1 engine 1.1963 and
later (except 30hp and AJ
injection)

01066



High performance heat
exchanger right
Type-1 engine 1.1963 and
later (except 30hp and AJ
injection)

04080



Heat exchanger left
Type-1 engine 1200 until
12.1962

113255101A

04082



Heat exchanger left
Type-1 engine (25hp+30hp)

111255101C



Group 255 : Heating system Type 1, Type 3, WBX and Diesel engines

04081



Heat exchanger right
Type-1 engine 1200 until
12.1962

113255102

04083



Heat exchanger right
Type-1 engine (25hp+30hp)

111255102C

03315



Heat exchanger repair pipes
(including flanges) (Per Pair)
Type-1 engines 25hp+30hp

111255101X


01015



Heat exchanger repair pipes
(Per Pair)
Type-1 engines 1.1963 and
later (except USA injection
and 30hp), Type-3 engines

113255107


01080



Heat exchanger standard left
Type-1 engine 1.1963 and
later (except 30hp and AJ
injection)

043255107H

01081



Heat exchanger standard
right
Type-1 engine 1.1963 and
later (except 30hp and AJ
injection)

043255108H

01002



Heater box J-tubes (black
transport paint) (Per Pair)
Type-1 engine 1.1963 and
later (except 30hp and AJ
injection engines)

01028



Heater box J-tubes chrome
(Per Pair)
Type-1 engine 1.1963 and
later (except 30hp and AJ
injection engines)

04358



Heater hose (each)
Beetle 8.1967 and later left,
Karmann Ghia 8.1967 and later
left, Bus 1.1963 until 7.1979
with a Type-1 engine left or
right, Thing civilian version left

113255355M• 111819941

Group 255 : Heating system Type 1, Type 3, WBX and Diesel engines

01055



Muffler connector pipes
(pair)
1.1963 and later (except USA
injection and 30hp)

113255165

01097



Heaterhose or aircleanerhose
cardboard Ø 50 x 1080 mm
Heater Type-1 engines 1.1963
and later, Air cleaner Beetle
1967 and later

028129087A

01074



Heater hose black (plastic)
(Per Pair)
Type-1 engines 1.1963 and
later

113255292P

01056



Clamps between exhaust and
heat exchangers (Per Pair)
Type-1 engines 1.1963 and
later (23mm wide, clamp
range 50-55mm)

113255341A

21100



Central heating tube
Bus until 7.1972

211255785A

05002



Stainless steel mounting kit tail pipe or
heater box to muffler
tail pipe Beetle 8.1955 and later (except
injection engines), Karmann Ghia, Bus with
Type-1 engine 8.1976 and later, Type 3
until 7.1971, heat exchanger Beetle 1.1963
and later, Karmann Ghia 1.1963 and later,
Bus with Type-1 engine 1.1963 and later,
Type 3, Thing

111298051• 111298051A

01001



Stock mounting kit tail pipe or heater box
to muffler (2 sets)
tail pipe Beetle 8.1955 and later (except
injection engines), Karmann Ghia, Bus with
Type-1 engine 8.1976 and later, Type 3
until 7.1971, heat exchanger Beetle 1.1963
and later, Karmann Ghia 1.1963 and later,
Bus with Type-1 engine 1.1963 and later,
Type 3, Thing

**111298051• 111298051A• 111251241•
111251233A• 111251269A• 113251273•
N103483**

01991



Fan housing plugs (Per Pair)
1.1963 and later

01086



Heater cable mounting kit
(each)
Beetle, Karmann Ghia, Bus
with aircooled engine, Type
3, Thing civil

111298101A



Group 259 : Fresh air and heater controls

259

Fresh air and heater controls

 27565



Seal air duct control flap (for both flaps)
Bus 4.1955 until 7.1967

 27567



Seal main fresh air duct flap (rubber)
Bus until 7.1967

 27566



Fresh air flap seal in air duct (foam rubber)
Bus 8.1965 until 7.1967

 26872



Air duct cover plate
Bus until 7.1967

 27569



Seal air duct cover plate
Bus until 7.1967

211817773A

211817753

211817757

261

Hot air blower / Stationary heater

 01255



Grommets (4 pieces)
Beetle brake line all and fuel line 1200cc 1976 (D 1371 481) until 12.1977, Karmann Ghia brake line, Bus until 7.1979 brake line and gas heater, Vanagon/T25 brake booster pipe 8.1985 and later, Type 3 brake line, Thing brake line until 2.1973

211611751

 76184



Sticker Eberspächer fuel fill up warning



Transmission

Group 3




Group 301 : Gearbox housing and mountings

301

Gearbox housing and mountings

04492



Main shaft bearing thrust plate
fully synchronized gearbox,
Beetle until 7.1972 and
1.1986 and later, Bus until
7.1967, Karmann Ghia until
7.1972, Type 3 until 7.1972,
Thing


04826



Magnetic gearbox oil drain plug
Beetle export models 8.1960 and
later, standard models 1964 (VIN
115 247 527) and later, Karmann
Ghia 8.1960 and later, Bus 6.1959
until 7.1967, Type 3 all years,
Thing all years

113301141B

05414



Swing axle gearbox gasket kit
Beetle until 7.1960, Karmann
Ghia until 7.1960, Bus until
5.1959

113301215• 113201217• 113301219• 113301235•
113301237• 113301239• 111307113C• 111501131•
111501131A• 111501133• 111501133A

05415



Swing axle gearbox gasket kit
A-quality
Beetle 8.1960 and later,
Karmann Ghia 8.1960 and
later, Bus 6.1959 and later,
Type 3, Thing

113311113A• 111307113B• 111501139• 113301185A•
001301227• 085301227• N138161• 111501131•
111501131A• 111501133• 111501133A• 113301185•
113301191• 211301215• 001301215

01506



Gearshift housing bushings (Per
Pair)
Beetle until 1968 (VIN 119 314
499), Karmann Ghia until 1968
(VIN 149 314 499), Bus until
7.1967, Type 3 until 1968 (VIN
319 072 007)

111301207

21420



Transmission nose cone
Bus 6.1959 until 7.1967

211301205H• 211301215

01578



Stock starter bushing
Beetle 8.1966 and later,
Karmann Ghia 1965 (VIN 350
066) and later, Bus 8.1966
and later, Type 3 8.1966 and
later, Thing

113301155

03693



Stock starter bushing
Beetle until 7.1966, Karmann
Ghia until 1965 (VIN 350 065),
Bus until 7.1966, Type 3 until
7.1966

111301155

Group 301 : Gearbox housing and mountings

01587



Starter converter bushing
Beetle 8.1966 and later,
Karmann Ghia 1965 (VIN 350
066) and later, Bus 8.1966
until 7.1967, Type 3 8.1966
and later

01593



Starter converter bushing
Beetle until 7.1966, Karmann
Ghia until 1965 (VIN 350 065),
Bus until 7.1966, Type 3 until
7.1966,


21485



Transmission/engine mount
front
Bus 8.1962 until 7.1967

211301265A

24825



Transaxle Adapter
Bus transmission from 8.1960
until 7.1967 chassis 8.1955
until 7.1959

01488



Gearbox support bolts (Per
Pair)
Beetle until 7.1972 and
1.1986 and later, Karmann
Ghia until 7.1972, Bus until
7.1967, Type 3, Thing

111301257

01489



Gearbox support spring
washers (Per Pair)
Beetle until 7.1972 and
1.1986 and later, Karmann
Ghia until 7.1972, Bus until
7.1967, Type 3, Thing

N122401• N0122401

21419



Transmission nose cone boot
Bus 6.1959 until 7.1972

211301289A

04822



Gearbox oil fill plug
Thread size: M24 x 1.5,
Wrench size: hex key 17mm

**012301127F• 113301123A•
111301127B**

01481



Transmission/engine mount
rear (Per Pair)
Beetle until 7.1972 and
1.1986 and later, Karmann
Ghia until 7.1972, Bus until
7.1967, Type 3, Thing

113301263• 111301263B



Group 301 : Gearbox housing and mountings

01487




Heavy duty urethane transmission/engine mount rear (Per Pair)
Beetle until 7.1972 and 1.1986 and later, Karmann Ghia until 7.1972, Bus until 7.1967, Type 3, Thing

01404



Heavy duty gearbox support
Beetle until 7.1972 and 1.1986 and later, Karmann Ghia until 7.1972, Bus until 7.1967, Type 3, Thing

05414



Swing axle gearbox gasket kit
Beetle until 7.1960, Karmann Ghia until 7.1960, Bus until 5.1959

113301215• 113201217• 113301219• 113301235•
113301237• 113301239• 111307113C• 111501131•
111501131A• 111501133• 111501133A

04407



Front wheel bearing, steering wheel or gearbox nut M16x1.5 (each)
steering wheel Beetle 1973 and later, Karmann Ghia 1973 and later, Thing 2.1974 and later, Bus until 7.1967 and 1974 and later, front wheel bearing right Type 3 until 7.1965, synchro gearbox Beetle 10.1952 until 7.1960, Karmann Ghia until 7.1960, Bus 4.1953 until 6.1959, Automatic gearbox Bus 8.1975 and later

N01116415• N1116415•
N0111642• N111642• 113309153

309

Gears and Shafts until 1960

311

Gears and Axles since 1960

01437



Seal ring side cover gearbox (Per Pair)
Beetle/Karmann Ghia 3.1965 and later, Bus 3.1965 until 7.1967, Type 3 3.1965 and later, Thing

113301185A

03809



Main drive shaft ball bearing
Beetle 8.1960 until 1972, Karmann Ghia 8.1960 until 1972, Bus 8.1959 until 7.1967, Type 3, Thing until 1976

113311123A

Group 311 : Gears and Axles since 1960

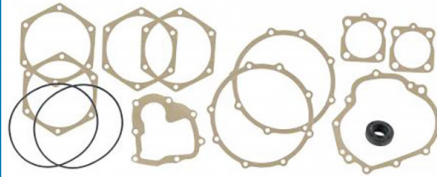
03810



Main drive shaft needle bearing
Beetle 8.1960 until 7.1969,
Karmann Ghia 8.1960 until
7.1969, Bus 8.1959 until 1968
(219 020 134), Type 3 until
7.1969

113311125• 001311125

01415



Gasket set for a fully
synchronized gearbox B-quality
Beetle 8.1960 and later,
Karmann Ghia 8.1960 and later,
Bus 6.1959 until 7.1967, Type 3,
Thing

111398005A

05415



Swing axle gearbox gasket kit
A-quality
Beetle 8.1960 and later,
Karmann Ghia 8.1960 and
later, Bus 6.1959 and later,
Type 3, Thing

113311113A• 111307113B• 111501139• 113301185A•
001301227• 085301227• N138161• 111501131•
111501131A• 111501133• 111501133A• 113301185•
113301191• 211301215• 001301215

04705



Pinion shaft double tapered
roller bearing
Beetle with a manual gearbox
8.1960 until 7.1969, Karmann
Ghia with a manual gearbox
8.1960 until 7.1969, Bus 6.1959
until 7.1967, Type 3 until 7.1969

113311219A

01434



Swing axle tube packing (Per
Pair)
Beetle 8.1958 and later,
Karmann Ghia 8.1958 and
later, Bus, Type 3, Thing

113301111

01416



Main drive shaft oil seal
Beetle 8.1960 and later,
Karmann Ghia 8.1960 and
later, Bus 6.1959 and later,
Type 3, Thing 8.1970 and
later

113311113A• 111307113B

04016



Main drive shaft oil seal
Beetle until 7.1960, Karmann
Ghia until 7.1960, Bus until
5.1959, Thing until 7.1970

111307113C

01409



Shift coupler/shift selector
fork bolt M8 x 14 (each)
Beetle, Karmann Ghia, Bus
until 7.1979, Type 3, Thing

**211711189A• 443711189A•
111711189**

21370



Steering column and gearbox
shaft woodruff key (each)
Beetle and Karmann Ghia gearbox
shaft, Bus until 7.1967 steering
column and gearbox shaft, 8.1967
until 12.1971 gearbox shaft, Type 3
gearbox shaft, Thing gearbox shaft

N127071• 113311321





Front axle, Steering

Group 4

Group 401 : Front axle

401 Front axle

 23396



Puma style lowering system
(weld on adjuster) (Per Pair)
Bus until 7.1979

 04384



Straight M10 grease nipples (4 pieces)
Beetle front axle until 1960, link pin
carrier until 1960, pedal assembly
RHD until 1962, Karmann Ghia front
axle until 1960, link pin carrier until
1960, Bus until 7.1967 front axle, link
pin carrier

N0185301 • N185301

 04396



Straight M6 grease nipples (4 pieces)
Beetle: tierods and pedal assembly,
Karmann Ghia: tierods and pedal
assembly, Bus until 7.1979: front
axle, tierods and ball joints,
Vanagon/T25: automatic step, Type
3: front axle and ball joints

N0185151 • N185151 • N185011

 01399



Straight M8 grease nipple (4 pieces)
Beetle: front axle, link pin carrier,
tierods, pedal assembly, Karmann
Ghia: front axle, link pin carrier,
tierods, Bus until 7.1979: front axle,
link pin carrier, tierods, Thing: front
axle

N0185161 • N185161 • N185031

 21319



Stainless steel front axle lock
plate (each)
Bus 4.1955 until 7.1967

211499131

 01371



Stock front end rubbers (Per
Pair)
Beetle until 7.1965, Karmann
Ghia until 7.1965, Bus until
7.1963

111401273

 05378



Torsion leaf spring grub
screw locknuts (3 pieces)
Beetle except 1302 and 1303,
Karmann Ghia, Bus until
7.1979, Type 3, Thing

111411155

 05379



Torsion leaf spring grub
screws (3 pieces)
Beetle except 1302 and 1303,
Karmann Ghia, Bus until
7.1979, Type 3, Thing

111411151



Group 401 : Front axle

 21377



Urethane bushing kit, front beam
Bus 4.1955 until 7.1963

 06371



Urethane front end snubbers
(Per Pair)
Beetle until 7.1965, Karmann
Ghia until 7.1965, Bus until
7.1963

 21374



Front end snubbers (Per Pair)
Bus 8.1963 until 7.1967

211401273A

 21386



Front end bolts (4 pieces)
Bus 4.1955 until 7.1967

211499121A

 23374



Front beam bearing (each)
Bus 8.1963 until 7.1967

211401301A

 03427



Front axle adjusting bolt lock
nuts for Puma style lowering
system (4 pieces)
front axles #1397, #1398,
#3398 and #3399, lowering
system #3397 and #23396

 03402



Front axle adjusting bolts for
Puma style lowering system
(Per Pair)

front axles #1397, #1398,
#3398 and #3399, lowering
system #3397 and #23396

Group 405 : Front suspension, front brake drum

405

Front suspension, front brake drum

 21324



0.6 mm oversized spindle bearing bush (each)
Bus until 7.1967

211405317A

 04399



90° angle M8 grease nipples (Per Pair)
Beetle tierods until 7.1965,
Karmann Ghia tierods until 7.1965, Bus until 7.1967 tierods, link pin carrier and upper kingpin, 8.1967 until 7.1979 front axle

N185112• N0185112• N185041

 24383



Upper kingpin 90° angled M10 grease nipples (Per Pair)
Bus until 7.1967

N185101

 21325



Upper kingpin with needle bearing (each)
Bus until 1962 (VIN 999 304)

211405367A

 21326



Upper kingpin with needle bearing (each)
Bus 1962 (VIN 999 305) until 7.1963

211405367B

 21332



Upper kingpin with needle bearing (each)
Bus 8.1963 until 7.1967

211405367C

 25380

Geen afbeelding beschikbaar
No image available
Image non disponible



Upper torsion arm
Bus (VIN 1144282) 8.1963 until 7.1967

211405103A

 25382

Geen afbeelding beschikbaar
No image available
Image non disponible



Lower torsion arm
Bus (VIN 1144282) 8.1963 until 7.1967

211405153A



Group 405 : Front suspension, front brake drum

21330



King and link pin sealing rings (12 pieces)
Bus until 7.1967

211405439

21322



Link pin rebuild kit
Bus 1962 (VIN 999 305) until 7.1963

211405439 • 211405537 • 211405533 •
211405527 • 211405421A • 211405521 •
211405517 • 211405431B • 211405519

21334



Link pin rebuild kit
Bus 8.1963 until 7.1967

211498041A

21335



Link pin rebuild kit
Bus 4.1955 until 1962 (VIN 999 304)

211405439 • 211405537 • 211405527 •
211405421A • 211405317 • 211405317A •
211405533 • 211405521 • 211405431A

21477



Grease cap left
Bus 8.1963 until 7.1970

211405691A

21478



Grease cap right
Bus 8.1963 until 7.1970

211405692A

21329



Lower kingpin with needle bearing (each)
Bus 8.1963 until 7.1967

211405365C

21333



Lower kingpin with needle bearing (each)
Bus 1962 (VIN 999 305) until 7.1963

211405365B

04384



Straight M10 grease nipples (4 pieces)
Beetle front axle until 1960, link pin carrier until 1960, pedal assembly RHD until 1962, Karmann Ghia front axle until 1960, link pin carrier until 1960, Bus until 7.1967 front axle, link pin carrier

N0185301 • N185301

Group 405 : Front suspension, front brake drum

01399



Straight M8 grease nipple (4 pieces)
 Beetle: front axle, link pin carrier, tierods, pedal assembly, Karmann
 Ghia: front axle, link pin carrier, tierods, Bus until 7.1979: front axle, link pin carrier, tierods, Thing: front axle

N0185161 • N185161 • N185031

21283



Brake drum front (each)
 Bus 8.1963 until 7.1967

211405615B

21284



Brake drum front (each)
 Bus 3.1955 until 7.1963

211405615A

21327



Spindle and idler steering arm bearing bush (each)
 Bus 1962 (VIN 999 305) until 7.1967 upper and lower spindle pen lugs, Bus 8.1967 until 7.1979 idler steering arm

211405317B

21323



Spindle bearing bush (each)
 Bus until 1962 (VIN 999 304)

211405317

21364



Front axle seals (4 pieces)
 Bus until 7.1967

211405129

04364



Front wheel bearing (each)
 Beetle 1956 (VIN 1 064 340) until 7.1965 inner bearing, Karmann Ghia 1956 (VIN 1 064 340) until 7.1965 inner bearing, Bus until 7.1963 outer bearing

111405627

21380



Inner front wheel bearing (each)
 Bus 8.1963 until 7.1979

211405625

21381



Inner front wheel bearing (each)
 Bus until 7.1963

211405627



Group 405 : Front suspension, front brake drum

 21382



Outer front wheel bearing
(each)
Bus except Syncro 8.1963
until 9.1983 (VIN 2--E-
023827)

211405645D• 211405645

 01349



Front bearing thrust washers
(Per Pair)
Beetle until 7.1965, Karmann
Ghia until 7.1965, Bus except
Syncro 8.1963 and later

111405661

 21365



Front bearing thrust washers
(Per Pair)
Bus until 7.1963

211405661

 24365



Front wheel bearing seal
(each)
Bus until 7.1963

211405641A

 24366



Front wheel bearing seal
(each)
Bus 8.1963 until 7.1967

211405641B


 01359



Front wheel nut locking tabs
(Per Pair)
Beetle until 7.1965, Karmann
Ghia until 7.1965, Bus 8.1963
until 7.1967

111405681

 21359



Front wheel nut locking tabs
(Per Pair)
Bus until 7.1963

211405681


 24108



Front wheel bearing nuts left
(Per Pair)
Bus 8.1963 until 7.1967

211405671A

 24109



Front wheel bearing nuts
right (Per Pair)
Bus 8.1963 until 7.1967

211405672A

Group 405 : Front suspension, front brake drum

21360



Front wheel bearing kit one side
Bus until 7.1963

111405627• 211405627•
211405641A• 211405681

21361



Front wheel bearing kit one side
Bus 8.1963 until 7.1967

211405641B• 211405625•
211405645• 111405681

411

Springs Stabilizers and shock absorbers

21390



Sway bar
Bus 8.1965 until 7.1967
except Ambulance models

211411309


21350



Sway bar mounting kit left
Bus until 7.1967 (except
ambulance)

211411313• 211411333•
211411323


21351



Sway bar mounting kit right
Bus until 7.1967 (except
ambulance)

211411314• 211411334•
211411323

23379



Axle beam torsion leaves (2
bundles of 9 leaves)
Bus 4.1955 until 7.1979

211411033• 211411033E



Group 413 : Shock absorbers

413

Shock absorbers

05306



Front shock absorber upper bolts
(Per Pair)

Beetle 1957 (VIN 1-117 054) until 7.1962, Karmann Ghia 1957 (VIN 1-117 054) until 7.1962, Bus until 7.1962, Type 3 until 1962 (VIN 64 915)

111413401A

03309



Monotube gas-charged shock absorber (each)
Beetle/Karmann Ghia 10.1952 until 7.1965 front, Bus until 7.1979 front, Type 3 front

05300



Oil filled shock absorber front
(each)

Beetle 10.1952 until 7.1965, Karmann Ghia until 7.1965, Bus 4.1955 until 7.1969

**111413031G• 111413031F•
113413031J• 111413035**

01356



Lowered oil shock absorbers
(Per Pair)

Beetle/Karmann Ghia 1952 and later rear, Beetle/Karmann Ghia 1952 until 7.1965 front, Bus until 7.1967 rear, Bus until 7.1979 front

04310



Shock absorber and equalizer torsion bar bushings (Per Pair)

Shock absorbers Beetle front and rear, Karmann Ghia front and rear, Bus until 7.1967 front and rear, 8.1967 until 7.1979 rear, Type 3 front and rear, Thing rear, Equalizer torsion bar Beetle 1968 and later, Karmann Ghia 1968 and later, Thing

211513371• 111413371A

04459

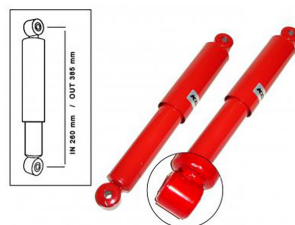


Shock absorber and equalizer torsionbar bushings (Per Pair)

Shock absorbers Beetle, Karmann Ghia, Bus front until 7.1969, rear until 7.1979, Type 3, Thing rear, Lever shock absorbers Beetle, Karmann Ghia, Bus, Equalizer torsion bar Beetle 1968 (VIN 119 381 001) and later, Karmann Ghia 1968 (VIN 149 381 001) and later, Thing

**111413381• 111413381A•
111413381B**

03901



Shock absorber adjustable
(Per Pair)

Beetle/Karmann Ghia 10.1952 until 7.1965 front, Bus until 7.1967 front, Type 3 front

01375



Coil-over shock absorbers (Per Pair)

Beetle 10.1952 until 7.1965 front, 10.1952 and later rear, Karmann Ghia until 7.1965 front, all years rear, Bus until 7.1967 rear, until 7.1979 front, Type 3 all years front and rear, Thing all years rear

Group 413 : Shock absorbers

01306



Twin-tube gas-charged shock absorber (low) (each)
Beetle/Karmann Ghia 52 and later rear, Beetle/Karmann Ghia 52 until 7.1965 front, Bus until 67 rear, Bus until 79 front, Type 3 front/rear, Thing rear

01303



Twin-tube gas-charged shock absorber (each)
Beetle/Karmann Ghia 1952 and later rear, Beetle/Karmann Ghia 1952 until 7.1965 front, Bus until 7.1967 rear, Bus until 7.1979 front, Type 3 front and rear, Thing rear

113513031M

415 Steering

04399



90° angle M8 grease nipples (Per Pair)
Beetle tierods until 7.1965, Karmann Ghia tierods until 7.1965, Bus until 7.1967 tierods, link pin carrier and upper kingpin, 8.1967 until 7.1979 front axle

N185112• N0185112• N185041

04846



Sealing rings M6 (6 pieces)
Inner diameter: 6mm, Outer diameter: 10mm, Thickness: 1mm, Material: copper

N138042• N0138042

29727



Banjo steering wheel hub
Bus until 7.1967

01338



Bushing for steering damper, tie rod or drop arm (Per Pair)
Steering damper Beetle, Karmann Ghia, Bus until 7.1979, Type 3, Thing, Drop arm Beetle 1302 and 1303 until 7.1974, Type 3, Tie rod Beetle VW 1200, VW 1300 and VW 1500, Karmann Ghia, Thing

113425117• 113415907C• 211415909• 211415907C

21338



Drag link
Bus 4.1955 until 7.1967

211415701D



Group 415 : Steering

21336



Swing lever overhaul kit
Bus 8.1963 until 7.1967

211498171

03135



Castle nuts (4 pieces)
Tie rod Beetle 1968 (VIN 118 857 240) and later, Karmann Ghia 1968 (VIN 148 857 240) and later, Bus 8.1967 and later, Type 3 8.1967 and later, Thing, Sway bar Beetle 1302 and 1303

N112122• N0112122

01408



Nut M18 x 1.5 (Per Pair)
Right front wheel bearing Beetle until 7.1965, Karmann Ghia until 7.1965, Steering wheel Beetle export models 8.1959 until 1973, Beetle VW 1200 8.1966 until 1973, Karmann Ghia 8.1959 until 1973, Bus 8.1967 until 1974, Type 3, Thing until 1.1974, Ball joints Type 3 until 1963, Tie rod Bus until 7.1967

111405672• N111653

22469



Drop arm idler shaft seal
Bus until 1969 (VIN 299 127 055)

N149071

04381



Drop arm bolt
Beetle (except 1302 and 1303) 10.1952 and later, Karmann Ghia, Bus until 7.1965, Type 3, Thing

211415747A• 221415747A• 111415381A

04396



Straight M6 grease nipples (4 pieces)
Beetle: tierods and pedal assembly, Karmann Ghia: tierods and pedal assembly, Bus until 7.1979: front axle, tierods and ball joints, Vanagon/T25: automatic step, Type 3: front axle and ball joints

N0185151• N185151• N185011

01399



Straight M8 grease nipple (4 pieces)
Beetle: front axle, link pin carrier, tierods, pedal assembly, Karmann Ghia: front axle, link pin carrier, tierods, Bus until 7.1979: front axle, link pin carrier, tierods, Thing: front axle

N0185161• N185161• N185031

21319



Stainless steel front axle lock plate (each)
Bus 4.1955 until 7.1967

211499131

21340



Tie rod assembly left (adjustable)
Bus 4.1955 until 7.1967

211415801D

Group 415 : Steering

21342



Tie rod assembly right (not adjustable)
Bus 4.1955 until 7.1967

211415802D

04323



Tie rod end A-quality
Beetle until 1968 (VIN 118 857 239), Karmann Ghia until 1968 (VIN 148 857 239), Bus 4.1955 until 7.1967, Type 3 until 7.1967

131415811

01323



Tie rod end B-quality
Beetle until 1968 (VIN 118 857 239), Karmann Ghia until 1968 (VIN 148 857 239), Bus 4.1955 until 7.1967, Type 3 until 7.1967

131415811

04339



Tie rod clamp bracket (each)
Beetle, Karmann Ghia, Bus until 7.1979, Type 3, Thing

111415841A• N101711• N0101711• N120082• N110182• N0110184• N120091

04324



Tie rod end outer side A-quality
Beetle until 1968 (VIN 118 857 239), Karmann Ghia until 1968 (VIN 148 857 239), Bus 4.1955 until 7.1967, Type 3 until 7.1967

131415812

01324



Tie rod end outer side B-quality
Beetle until 1968 (VIN 118 857 239), Karmann Ghia until 1968 (VIN 148 857 239), Bus 4.1955 until 7.1967, Type 3 until 7.1967

131415812

04338



Tie rod clamp bracket bolts
(Per Pair)
Beetle 8.1965 and later, Karmann Ghia 8.1965 and later, Bus until 7.1979, Type 3, Thing

N101711• N0101711

03134



Tie rod castle nuts (4 pieces)
Beetle until 1968 (VIN 118 857 239), Karmann Ghia until 1968 (VIN 148 857 239), Bus until 7.1967, Type 3 until 7.1967

N112101• N0112101

04348



Tie rod boot (4 pieces)
Beetle until 1960 (VIN 2 921 551), Karmann Ghia until 1960 (VIN 2 921 551), Bus until 7.1960

111415835A



Group 415 : Steering

01348



Tie rod boot (each)
Beetle 1960 (VIN 2 921 552)
and later, Karmann Ghia (VIN
2 921 552) and later, Bus
8.1960 and later, Type 3 all
years, Thing all years

113415835• 111415837•
113415837• 311405387A

22700



Steering wheel standard
silver beige
Bus 1.1953 until 7.1967

221415655

22701



Steering wheel standard
black
Bus 1.1953 until 7.1967

211415655

04407



Front wheel bearing, steering wheel or
gearbox nut M16x1.5 (each)
steering wheel Beetle 1973 and later, Karmann
Ghia 1973 and later, Thing 2.1974 and later, Bus
until 7.1967 and 1974 and later, front wheel
bearing right Type 3 until 7.1965, synchro
gearbox Beetle 10.1952 until 7.1960, Karmann
Ghia until 7.1960, Bus 4.1953 until 6.1959,
Automatic gearbox Bus 8.1975 and later

N01116415• N1116415•
N0111642• N111642• 113309153

21316



Steering damper
Bus until 7.1979

211415901F• 211415901G•
211425021A

23369



Steering box peg
Bus 3.1955 until 7.1967

211415223A• 211415223

22470



Steering box case gasket
Bus 4.1955 until 7.1967

211415135A

21370



Steering column and gearbox
shaft woodruff key (each)
Beetle and Karmann Ghia gearbox
shaft, Bus until 7.1967 steering
column and gearbox shaft, 8.1967
until 12.1971 gearbox shaft, Type 3
gearbox shaft, Thing gearbox shaft

N127071• 113311321

27472



Steering column knee
protector rubber
Bus 4.1955 until 7.1967

211415639

Group 415 : Steering

 23470



Steering column bearing kit
Bus until 7.1967

211415585 • 211415587 •
211415589A

 23370



Steering shaft bushing upper
Bus 1.1953 until 7.1967

211415637A

 23373



Upper steering shaft bushing
with housing
Bus 3.1955 until 7.1967

211415631A • 211415637A

 23371



Lower steering column
grommet
Bus 1.1953 until 7.1967

211415617

 21386



Front end bolts (4 pieces)
Bus 4.1955 until 7.1967

211499121A

 04108



Front wheel bearing or tie rod
nuts (M18 x 1.5 left threaded)
(Per Pair)
left front wheel bearing Beetle
until 7.1965, Karmann Ghia until
7.1965, Tie rod Bus until 7.1967

111405671 • N111652

 03132



Self-locking hex nuts M10 x
1.0 (4 pieces)

N0221442



Group 499 : Front axle mounting parts

499

Front axle
mounting parts

 21319



Stainless steel front axle lock
plate (each)
Bus 4.1955 until 7.1967

211499131

 21386



Front end bolts (4 pieces)
Bus 4.1955 until 7.1967

211499121A

Group 501 : Rear axle, rear brake drum



Rear axle, Differential

Group 5



Group 501 : Rear axle, rear brake drum

501

Rear axle, rear brake drum

01468



Split axle boots A-quality (each)
all the models with swing axle

111598021A

01469



Split axle boots B-quality (Per Pair)
all the models with swing axle

111598021A

01461



Split axle boots copolymer blue (Per Pair)
all aircooled cars with swing axle

01460



Split axle boots copolymer yellow (Per Pair)
all aircooled cars with swing axle

01462



Split axle boots copolymer red (Per Pair)
all aircooled cars with swing axle

01464



Split axle boots copolymer black (Per Pair)
all aircooled cars with swing axle

01463



Axle boot mounting kit (for 8 boots)
all aircooled cars with swing axle

01465



Solid axle boot (each)
all the models with swing axle

111501151

Group 501 : Rear axle, rear brake drum

21454



Rear suspension rubber bumb stop (each)
Bus 10.1964 until 7.1979,
Type 3 squareback until 7.1966, Thing until 2.1973

211501191

01449



Rear axle castle nuts (Per Pair)
Beetle 8.1966 and later,
Karmann Ghia 8.1966 and later,
Bus until 7.1963 (only models with a 1500cc engine),
Type 3, Thing

311501221

04449



Rear axle castle nuts (Per Pair)
Beetle until 7.1966, Karmann Ghia until 7.1966,
Bus until 7.1963 (except models with a 1500cc engine)

111501221

21448



Rear axle castle nuts (Per Pair)
Bus 8.1963 and later

211501221A• N90149601

04419



Rear wheel bearing inner spacer (each)
Beetle with swing axle, Karmann Ghia with swing axle,
Bus until 7.1963, Type 3 with swing axle,
Thing with swing axle

111501281A

04426



Rear wheel bearing outer spacer (each)
Beetle with swing axle, Karmann Ghia with swing axle,
Bus until 7.1963, Type 3 with swing axle,
Thing with swing axle

111501303A• 111501303B• 1135013031

24426



Rear wheel bearing outer spacer (each)
Bus 8.1963 until 7.1967

211501303

01411



Rear axle nut cotter pin (each)
Beetle, Karmann Ghia, Bus until 7.1963,
Type 3, Thing

N125451• N0125451

21402



Rear axle nut cotter pin (each)
Bus 8.1963 and later

N0125482• N125481



Group 501 : Rear axle, rear brake drum

21383



Outer rear wheel bearing
(each)
Bus 8.1963 until 7.1970

211501283

04375



Rear wheel bearing seal
(each)
Beetle, Karmann Ghia, Bus
until 7.1967, Type 3, Thing

113501315• 113501315H• 111501315•
113501315F• 113501315G

04380



Rear wheel bearing for vehicles
with a swing axle
Beetle, Karmann Ghia, Bus rear
axle and reduction box inner
bearing, Type 3, Thing rear axle
and reduction box inner bearing

311501283

21438



Rear wheel bearing kit one
side
Bus until 7.1963, Thing

311501283• 211501285•
111598051A• 111501286• 211501273

21439



Rear wheel bearing kit one
side
Bus 8.1963 until 7.1967

311501283• 211501285• 211501283•
211501273A• 111598051A

21415



Plug gear reduction box (Per
Pair)
Bus 8.1963 until 7.1967

211501249

21387



Outer bearing input shaft
reduction box (each)
Bus until 7.1967, Thing

211501285


01436



O-ring gearbox side covers
(pair)
Swing axle, Beetle/Karmann
Ghia, Bus, Type 3, Thing

111501139

01438



Gasket rear axle (Swing axle)
(Per Pair)
Beetle 8.1964 and later,
Karmann Ghia 8.1964 and
later, Bus 3.1955 and later,
Type 3, Thing

211501315

Group 501 : Rear axle, rear brake drum

21413



Gasket reduction gear housing (each)
Bus until 7.1963, Thing

211501273

21414



Gasket reduction gear housing (each)
Bus 8.1963 until 7.1967

211501273A

01435



Swing axle adjusting gaskets
0.20 mm (Per Pair)
Swing axle, Beetle/Karmann
Ghia, Bus, Type 3, Thing

111501133A


01410



Swing axle gasket kit
B-quality basic kit one side
Beetle, Karmann Ghia, Bus
until 7.1967, Type 3, Thing

111598051A• 111501286

05414



Swing axle gearbox gasket kit
Beetle until 7.1960, Karmann
Ghia until 7.1960, Bus until
5.1959

113301215• 113201217• 113301219• 113301235•
113301237• 113301239• 111307113C• 111501131•
111501131A• 111501133• 111501133A

05415



Swing axle gearbox gasket kit
A-quality
Beetle 8.1960 and later,
Karmann Ghia 8.1960 and
later, Bus 6.1959 and later,
Type 3, Thing

113311113A• 111307113B• 111501139• 113301185A•
001301227• 085301227• N138161• 111501131•
111501131A• 111501133• 111501133A• 113301185•
113301191• 211301215• 001301215

21423



Reduction gear locking nut
(each)
Bus 8.1963 until 7.1967

211501293A

21285



Brake drum rear (each)
Bus 3.1955 until 7.1963, Thing
with swing axle

211501615A

21286




Brake drum rear (each)
Bus 8.1963 until 7.1967

211501615E



Group 501 : Rear axle, rear brake drum

01392



Sway bar rear (camber stop)
Beetle with swing axle 8.1960 and later, Karmann Ghia with swing axle 8.1960 and later, Bus 6.1959 until 7.1967, Thing with swing axle, note: doesn't go with an original mounted compensating spring rod, remove it!

21437



Spring plate caps black (Per Pair)
Bus until 7.1979

211511225

21453



Spring plate bushing (each)
Bus until 7.1979 inner and outer

211511245A

511

Springs

513

Shock absorbers

01309



Monotube gas-charged shock absorber (each)
Beetle/Karmann Ghia 10.1952 and later rear, Bus until 7.1967 rear, Type 3 rear, Thing rear

01301



Oil filled shock absorber rear (each)
Beetle with swing axle 10.1952 and later, Karmann Ghia with swing axle 10.1952 and later, Bus until 7.1967, Type 3 with swing axle, Thing with swing axle

113513031G• 111513031G•
113513031H

Group 513 : Shock absorbers

01356



Lowered oil shock absorbers
(Per Pair)
Beetle/Karmann Ghia
1952 and later rear, Beetle/
Karmann Ghia 1952 until
7.1965 front, Bus until 7.1967
rear, Bus until 7.1979 front

04310



Shock absorber and equalizer torsion bar
bushings (Per Pair)
Shock absorbers Beetle front and rear,
Karmann Ghia front and rear, Bus until
7.1967 front and rear, 8.1967 until 7.1979
rear, Type 3 front and rear, Thing rear,
Equalizer torsion bar Beetle 1968 and
later, Karmann Ghia 1968 and later, Thing

211513371 • 111413371A

04459



Shock absorber and equalizer torsion bar
bushings (Per Pair)
Shock absorbers Beetle, Karmann Ghia,
Bus front until 7.1969, rear until 7.1979,
Type 3, Thing rear, Lever shock absorbers
Beetle, Karmann Ghia, Bus, Equalizer
torsion bar Beetle 1968 (VIN 119 381 001)
and later, Karmann Ghia 1968 (VIN 149 381
001) and later, Thing

**111413381 • 111413381A •
111413381B**

05311



Shock absorber and strut bolts (Per Pair)
Beetle Lever shock absorbers, Lower
strut mounting 1303 8.1974 and later,
Bus until 7.1967 Lever shock absorbers,
Rear shock absorbers upper, Type 3
Shock absorbers rear until 1963 (VIN
168 497) upper/lower, 1963 (VIN 168
498) and later lower

133513471 • 311513471

01375




Coil-over shock absorbers (Per
Pair)
Beetle 10.1952 until 7.1965
front, 10.1952 and later rear,
Karmann Ghia until 7.1965
front, all years rear, Bus until
7.1967 rear, until 7.1979 front,
Type 3 all years front and rear,
Thing all years rear

01306



Twin-tube gas-charged shock
absorber (low) (each)
Beetle/Karmann Ghia 52 and
later rear, Beetle/Karmann
Ghia 52 until 7.1965 front,
Bus until 67 rear, Bus until 79
front, Type 3 front/rear, Thing
rear

01303



Twin-tube gas-charged shock
absorber (each)
Beetle/Karmann Ghia 1952 and
later rear, Beetle/Karmann Ghia
1952 until 7.1965 front, Bus until
7.1967 rear, Bus until 7.1979 front,
Type 3 front and rear, Thing rear

113513031M



Group 517 : Differential

517 Differential

 04702



Swing axle differential bearing (each)
Beetle export models and convertible 8.1960 and later, standard models 1964 (VIN 115 247 529) and later, Karmann Ghia 8.1960 and later, Bus 6.1959 and later, Type 3, Thing

113517185

 01439



Swing axle fulcrum plates (stock size) (4 pieces)
Beetle, Karmann Ghia, Bus, Type 3, Thing

113517191

 01420



Super differential for vehicles with swing axles
Beetle, Karmann Ghia, Bus, Type 3, Thing

113517121D

 01491



Heavy duty side cover differential (each)
Swing axle, Beetle 8.1960 and later, Karmann Ghia, Bus 8.1959 and later, Type 3, Thing



Brakes, Wheels

Group 6



Group 601 : Wheels and accessories

601

Wheels and accessories

02482



5-Rib wheel anthracite (each)
PCD: 5 x 205mm, Size:
5.5 x 15 inch, ET: +12mm,
Backspacing: 3 5/8 inch

02469



911 Alloy wheel polished
with black inner side (each)
PCD: 5 x 130mm, Size:
5.5 x 15 inch, ET: +45mm,
Backspacing: 4 15/16 inch

02473



911 wheel polished with
matte black inner side (each)
PCD: 5 x 130mm, Size:
4.5 x 15 inch, ET: +45mm,
Backspacing: 4 1/2 inch

05473



911 Alloy wheel polished
with black inner side (each)
PCD: 5 x 205mm, Size:
4.5 x 15 inch, ET: +20mm,
Backspacing: 3 1/2 inch

05475



911 Alloy wheel polished
with black inner side (each)
PCD: 5 x 205mm, Size:
5.5 x 15 inch, ET: +20mm,
Backspacing: 4 inch

02459



911 Alloy wheel fully
polished (each)
PCD: 5 x 130mm, Size:
5.5 x 15 inch, ET: +45mm,
Backspacing: 4 15/16 inch

02464



911 Alloy wheel fully
polished (each)
PCD: 5 x 130mm, Size:
4.5 x 15 inch, ET: +45mm,
Backspacing: 4 1/2 inch

05476



911 Alloy wheel fully
chromed (each)
PCD: 5 x 205mm, Size:
5.5 x 15 inch, ET: +20mm,
Backspacing: 4 inch

Group 601 : Wheels and accessories

02522



BRM wheel gloss black (each)
PCD: 5 x 205mm, Size:
5.0 x 15 inch, ET: +14mm,
Backspacing: 3 7/16 inch

02523



BRM wheel gloss black (each)
PCD: 5 x 205mm, Size:
6.5 x 15 inch, ET: +12mm,
Backspacing: 4 1/8 inch

02502



Cal-Look hubcap chrome
(each)
Beetle until 7.1965, Karmann
Ghia until 7.1965, Bus until
7.1970, Thing

02656



EMPI GT-5 wheel white (each)
PCD: 5 x 205mm, Size:
5.5 x 15 inch, ET: +20mm,
Backspacing: 4 inch

02606



EMPI GT-5 wheel silver (each)
PCD: 5 x 205mm, Size:
5.5 x 15 inch, ET: +20mm,
Backspacing: 4 inch

02521



Knock-off 2 spoke (4 pieces)

02520



Knock-off 3 spoke (4 pieces)

09698



Aluminum center cap
including clamping ring and
BRM emblem (each)
Diameter: 80mm, Height:
10mm, Original used -
Speedwell BRM wheels, - SSP
and EMPI BRM wheels

09718



Aluminum center cap
including clamping ring and
BRM emblem (each)
Diameter: 80mm, Height:
31mm, Original used: SSP
and EMPI BRM wheels



Group 601 : Wheels and accessories

02456



Polished stainless steel center cap (each)

Diameter: 70mm, Height: 13mm, Original used - 911 Alloy wheels, - Gasser wheels

09783



Stainless steel centercaps with BBT GT emblem (4 pieces)

Diameter: 73mm, Height: 34mm, Original used: BBT Sprintstar wheels

02489



Chromed plastic center caps (each)

Diameter: 63mm, Height: 37mm, Original used -EMPI and SSP Sprintstar wheels, - 914 Alloy wheels

02524



Chromed plastic center cap (each)

Diameter: 73mm, Height: 42mm, Original used - EMPI and SSP Torque wheels, - EMPI and SSP Dish wheels

02575



Chromed steel center caps (Per Pair)

Height: 86mm, Rim PCD: 5 x 205mm, Original used - CT&W and EMPI Majouk wheels, - Eagle 520 wheels, - Centerline wheels

04518



Black center caps with ATS emblem (4 pieces)

Diameter: 70mm, Height: 38mm, Original used: ATS wheels

02561



Nipple hubcap chrome with Wolfsburg emblem (each)

Beetle export models until 7.1965, standard models until 7.1967, Karmann Ghia until 7.1965, Bus until 7.1970, Thing

04043



Red Line tire insert 2.5 cm black/2.5 cm red (4 pieces) 15 inch wheels

22526



Red Line tire insert 2.5 cm black/2.5 cm red (4 pieces) 14 inch wheels

Group 601 : Wheels and accessories

23450



Spare tire cover Off White vinyl
Bus until 7.1979 and replacement cover for kit #20450

23451



Spare tire cover black
Bus until 7.1979, replacement cover for kit #20451

03767



Rubber stops (8 mm) on several places used (Per Pair)
Beetle, Karmann Ghia, Type 3, Bus until 7.1979, Thing

N0200223 • N200021 • N200223

09723



Sprintstar wheel aluminum polished/gloss black (each)
PCD: 5 x 205mm, Size: 5 x 15 inch, ET: +20mm, Backspacing: 3 3/4 inch

09793



Sprintstar wheel aluminum polished matte black (each)
PCD: 5 x 205mm, Size: 5 x 15 inch, ET: +20mm, Backspacing: 3 3/4 inch

04498



Stock Valve stem (each)
Beetle 8.1968 and later, Karmann Ghia 8.1968 and later, Bus, Type 3 until 1961 (VIN 10 000) and 8.1968 and later, Thing

311601361 • 281601361

20450



Universal spare wheel bracket with off White cover
Bus until 7.1979

20451



Universal spare wheel bracket with black cover
Bus until 7.1979

02483



Dish wheel (each)
PCD: 5 x 205mm, Size: 5.5 x 15 inch, ET: +23mm, Backspacing: 4 inch

Group 601 : Wheels and accessories

 02774



Wheel Radar Chrome (each)
PCD: 5 x 205mm, Size: 5.0 x
15 inch, ET: +20mm

111601025E

 04070



Standard wheel grey with
vent holes A-quality (each)
Beetle, Karmann Ghia, Type 3,
Thing, Porsche 356

 04005



Standard wheel grey with
vent holes B-quality (each)
PCD: 5 x 205mm, Size: 4.5 x
15 inch, ET: +25mm

111601025E

 04006



Standard wheel grey with
vent holes B-quality (each)
PCD: 5 x 205mm, Size: 5.5 x
15 inch, ET: +15mm

 04073



Standard wheel grey without
vent holes (each)
Beetle, Karmann Ghia, Type 3,
Thing, Porsche 356

 02564



Standard wheel chrome
(each)
PCD: 5 x 205mm, Size: 4.5 x
15 inch, ET: +25mm

111601025E

 02565



Standard wheel chrome
(each)
PCD: 5 x 205mm, Size: 5.5 x
15 inch, ET: +15mm

135601025E

 02596



Wheel adapters VW 5x205 to
Chevrolet 5x120.6 mm (Per
Pair)
Thickness: 26.55mm

 02598



Wheel adapters VW 5x205 to
5x114.3 mm (Per Pair)
Thickness: 26.2mm

Group 601 : Wheels and accessories

02591



Wheel adapters VW 5x205 to Porsche 5x130 mm (Per Pair)
Thickness: 26.5mm

02594



Wheel adapters VW 5x205 to 4x130 mm (Per Pair)
Thickness: 26.5mm

21121



Wheel nut conversion tool:
10-star to 17 mm socket

02595



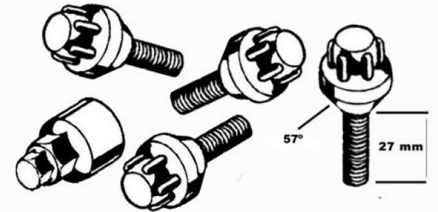
Wheel rings Stainless steel (4 pieces)
15 inch

22595



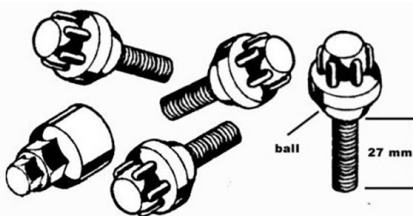
Wheel rings Stainless steel (4 pieces)
14 inch

02479



Wheel locks for bolts with 57° collar (4 pieces)
M14 X 1.5

02583



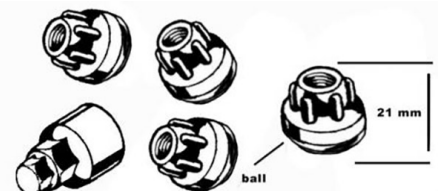
Wheel locks for bolts with convex collar (4 pieces)
M14 X 1.5

04520



Wheel locks for nuts with 57° collar (4 pieces)
M14 X 1.5

02478



Wheel locks for nuts with convex collar (4 pieces)
M14 X 1.5



Group 601 : Wheels and accessories

02573



Chrome-plated screw on valve stem (each)
Mounting hole: 11.5mm,
Height: 20mm

02590



Chrome-plated stock valve stem (each)
Mounting hole: 11.5mm,
Height: 43mm

02589



Chromed wheel bolt caps per
(20 pieces)

02587



Chrome wheel nut and stud kit
with flat washer (4 pieces)

04041



White Wall tire insert 2.5 cm
black/2.5 cm white (4 pieces)
15 inch wheels

04042



White Wall tire insert 2.5 cm
black/2.5 cm white (4 pieces)
16 inch wheels

22527



White Wall tire insert 2.5 cm
black/2.5 cm white (4 pieces)
14 inch wheels

02539



White Wall tire inserts 4.5 cm
(4 pieces)
15 inch wheels

03403



White Wall tire inserts 4.5 cm
(4 pieces)
16 inch wheels

Group 601 : Wheels and accessories

22539



White Wall tire inserts 4.5 cm
(4 pieces)
14 inch wheels

04040



White Wall tire inserts 7.5 cm
(4 pieces)
15 inch wheels

02488



White Walls including
stainless steel rims (4 pieces)
Beetle 10.1952 and later,
Karmann Ghia, Bus 4.1955
until 1963 (VIN 1 219 510),
Type 3, Thing until 1971 (VIN
181 2617 369)

22488



White Walls including
stainless steel rims (4 pieces)
Bus 1963 (VIN 1 219 511) and
later, Thing 1971 (VIN 181
2617 370) and later

22489



White Wall mounting clips (6
pieces)
replacement for the Paruzzi
#2488 and #22488

02492



Wheel bolts black oxide
(stock bolt) (4 pieces)
Thread size: M14 X 1.5, Total
length: 39mm, Thread length:
19mm, Wrench size: 19mm,
Collar: ball

251601139

02486



Wheel bolts galvanized (4
pieces)
Thread size: M14 X 1.5, Total
length: 53mm, Thread length:
32mm, Wrench size: 17mm,
Collar: ball

02555



Wheel bolts galvanized (4
pieces)
Thread size: M14 X 1.5, Total
length: 48mm, Thread length:
25mm, Wrench size: 17mm,
Collar: 60°

02556



Wheel bolts chromed (4
pieces)
Thread size: M14 X 1.5, Total
length: 64mm, Thread length:
38mm, Wrench size: 17mm,
Collar: 60°



Group 601 : Wheels and accessories

02582



Wheel bolts chromed (4 pieces)
Thread size: M14 X 1.5, Total length: 45mm, Thread length: 20mm, Wrench size: 22mm, Collar: ball

02559



Lug nut cover caps black (20 pieces)
original used on VW sport wheels for Beetle 5/1972 and later, Karmann Ghia 5/1972 and later, Type 3 1971 (VIN 313 2034 476) and later, Vanagon/T25 Syncro

02503



Hubcap clip and rivet kit (5 pieces)
Beetle until 7.1965, Bus until 7.1970, Type 3 until 7.1965, Thing

02602



Hubcap chrome original (each)
Beetle 1949 until 7.1965, Karmann Ghia until 7.1965, Bus until 7.1970, Thing

02501



Hubcap chrome Wolfsburg (each)
Beetle until 7.1965, Karmann Ghia until 7.1965, Bus until 7.1970, Thing

02603



Hubcap raw (each)
Beetle until 7.1965, Karmann Ghia until 7.1965, Bus until 7.1970, Thing

02544



Wheel studs galvanized (4 pieces)
Thread size: M14 X 1.5 (both sides), Total length: 38mm, Rotor side length: 10mm, Wheel side length: 28mm, Hex key: 5.5mm

22605



Wheel nuts galvanized steel (4 pieces)
Thread size: M14 X 1.5, Length: 31 mm, Diameter: 19.5mm, Collar: 60°, Wrench Paruzzi #21121

02585



Wheel nuts steel phosphated (stock nut) (4 pieces)
Thread size: M14 X 1.5, Length: 20mm, Wrench size: 19mm, Collar: ball

N020121

Group 601 : Wheels and accessories

 04517



Wheel nuts galvanized steel
(4 pieces)
Thread size: M14 X 1.5,
Length: 33mm, Wrench size:
19mm, Collar: 60°

 02470



Wheel nuts chromed steel (4
pieces)
Thread size: 7/16`` x 20,
Length: 35mm, Wrench size:
21mm, Collar: 60°

 02599



Wheel nuts chromed steel (4
pieces)
Thread size: 1/2`` x 20,
Length: 35mm, Wrench size:
21mm, Collar: 60°

 02605



Wheel nuts chromed steel (4
pieces)
Thread size: M14 X 1.5,
Length: 34mm, Wrench size:
19mm, Collar: ball

 02604



Wheel nuts black anodized
aluminum (4 pieces)
Thread size: M14 X 1.5,
Length: 32mm, Wrench size:
19mm, Collar: ball

609

Brake shoes,
Cables, Backing
plates

 21133



Handbrake push bar left
Bus 4.1955 until 7.1971

211609631B

 01137



Handbrake lever pin (Per Pair)
Beetle (except for vehicles
with self-adjusting brakes),
Karmann Ghia, Bus until 7.1979
(except for vehicles with self-
adjusting brakes), Type 3, Thing

211609601B



Group 609 : Brake shoes, Cables, Backing plates

01245



Handbrake lever arm pin
secure clips (Per Pair)
Beetle, Karmann Ghia, Bus
until 7.1979, Type 3, Thing

211609619

21136



Handbrake lever (Per Pair)
Beetle until 9.1957, Karmann
Ghia until 9.1957, Bus until
3.1955

211609613• 211609614

20923



Handbrake cable (each)
Bus Germany 8.1963 until
7.1967, Brasil Kombi 1500
until 1974

211609701F

20928



Handbrake cable (each)
Bus 5.1960 until 7.1963

211609701E

20952



Handbrake cable (each)
Bus 4.1955 until 1959 (VIN
501 706)

211609701B

01139



Brake cable clamps (Per Pair)
Beetle, Karmann Ghia, Bus
until 3.1955, Type 3, Thing
3.1973 and later

113609637• 113609638

29944



Rear brake backing plate left
Bus 3.1955 until 7.1963

211609439A

29946



Rear brake backing plate left
Bus 8.1963 until 7.1967

211609439B

29940



Front brake backing plate left
Bus 3.1955 until 7.1963

211609139A

Group 609 : Brake shoes, Cables, Backing plates

29942



Front brake backing plate left
Bus 8.1963 until 7.1967

211609139B

29945



Rear brake backing plate
right
Bus 3.1955 until 7.1963

211609440A

29947



Rear brake backing plate
right
Bus 8.1963 until 7.1967

211609440B

29941



Front brake backing plate
right
Bus 3.1955 until 7.1963

211609140A

29943



Front brake backing plate
right
Bus 8.1963 until 7.1967

211609140B

04142



Brake shoe adjusting screw (4
pieces)
Beetle until 7.1964, Karmann
Ghia until 7.1964, Bus until
12.1953, Type 3 until 7.1963

211609209

21142



Brake shoe adjusting screw (4
pieces)
Bus 3.1955 until 7.1979
(except for vehicles with self-
adjusting brakes), Thing until
12.1972 rear only

211609209A

01141



Brake shoe adjusting nut leaf spring
(Per Pair)
Beetle VW 1200, 1300, 1500 front and
rear side, 1302 and 1303 rear side,
Karmann Ghia front and rear side, Bus
8.1963 until 7.1970 rear side, Type 3
until 7.1963 rear side, Thing all years
front side and 3.1973 and later rear side

211609185A

21140



Brake shoe adjusting nut leaf
spring front side (4 pieces)
Bus 8.1963 until 7.1970

211609185C

Group 609 : Brake shoes, Cables, Backing plates

01143



Brake shoe adjusting nuts (4 pieces)
Beetle, Karmann Ghia, Bus until 7.1979, Type 3, Thing

113609205A

01222



Brake shoe mounting kit
Beetle front 8.1964 and later, rear VW1300, VW1500, 1302 and 1303 8.1967 and later, VW1200 1967 (VIN 118 328 506) and later, Karmann Ghia front 8.1964 and later, rear 8.1967 and later, Bus front and rear 8.1963 until 7.1967, rear 8.1967 until 7.1970, Type 3 front and rear 1963 (VIN 76 300) and later, Thing front and rear

311609579• 171609579B• 211609279• 113609289• 251609289• 113609283• 251609283

21297



Brake shoe mounting kit including tension springs rear
Bus 8.1963 until 7.1967

211609301B• 113609309B• 211609279• 113609283• 251609283• 113609289• 251609289• 211609619

01239



Brake shoe mounting kit including tension springs for hydraulic brakes
Beetle front until 9.1957 and rear 1.1954 until 9.1957, Karmann Ghia front until 9.1957 and rear 1.1954 until 9.1957, Bus front and rear 1.1954 until 3.1955

113609301• 113609309• 113609289• 251609289• 113609279A• 113609283• 251609283


21248



Brake shoe mounting kit front, including tension springs
Bus 8.1963 and later

211609301B• 113609279C• 113609283• 251609283• 113609289• 251609289

21296



Brake shoe mounting kit front, including tension springs
Bus 4.1955 until 7.1963

211609301A• 211609279• 113609283• 251609283• 113609289• 251609289

21247



Brake shoe tension spring kit rear
Bus 4.1955 until 7.1963, Thing until 2.1973

211609309

21234



Brake shoe set rear
Bus 4.1955 until 7.1963, Thing until 2.1973

211609537B

21237



Brake shoe set rear
Bus 8.1963 until 7.1970

211609537E• 211609537C

Group 609 : Brake shoes, Cables, Backing plates

21233



Brake shoe set front
Bus 4.1955 until 7.1963

211609237B

21235



Brake shoe set front
Bus 8.1963 until 7.1970

211609237D

611

Wheel cylinders, Brake lines

03324



22.2 mm master cylinder with a aluminum reservoir A-quality
Beetle with a single brake circuit, Karmann Ghia with a single brake circuit, Bus stock application until 1966 (VIN 297 072 466) LHD, until 7.1967 RHD

211611011J

03319



22.2 mm master cylinder with a aluminum reservoir B-quality
Beetle with a single brake circuit, Karmann Ghia with a single brake circuit, Bus stock application until 1966 (VIN 297 072 466) LHD, until 7.1967 RHD

211611011J

03301



22.2 mm master cylinder with a stock reservoir A-quality
Beetle with a single brake circuit, Karmann Ghia with a single brake circuit, Bus stock application until 1966 (VIN 297 072 466) LHD, until 7.1967 RHD

211611011J• 211611301C

01207



22.2 mm master cylinder with a stock reservoir B-quality
Beetle with a single brake circuit, Karmann Ghia with a single brake circuit, Bus stock application until 1966 (VIN 297 072 466) LHD, until 7.1967 RHD

211611011J• 211611301C

04846



Sealing rings M6 (6 pieces)
Inner diameter: 6mm, Outer diameter: 10mm, Thickness: 1mm, Material: copper

N138042• N0138042



Group 611 : Wheel cylinders, Brake lines

04253



Aluminum brake fluid reservoir
Beetle until 12.1953, Bus until 7.1967

03229



Bleeder valve caps (4 pieces)

01255



Grommets (4 pieces)
Beetle brake line all and fuel line 1200cc 1976 (D 1371 481) until 12.1977, Karmann Ghia brake line, Bus until 7.1979 brake line and gas heater, Vanagon/T25 brake booster pipe 8.1985 and later, Type 3 brake line, Thing brake line until 2.1973

211611483

211611751

21134



Handbrake push bar right
Bus 4.1955 until 7.1971

21219



Master brake cylinder
A-quality
Bus 8.1970 until 7.1979 with power brakes LHD

21208



Master brake cylinder
B-quality
Bus 8.1970 until 7.1979 with power brakes LHD

211609631B

211611021AA

211611021AA

04254




Master cylinder blanking plug (each)
M10 x 1

21214



Master cylinder single brake system A-quality
Bus until 1966 (VIN 297 072 466) LHD, until 7.1967 RHD

21205



Master cylinder single brake system B-quality
Bus until 1966 (VIN 297 072 466) LHD, until 7.1967 RHD

214611225

211611011J

211611011J

Group 611 : Wheel cylinders, Brake lines

21201



Master brake cylinder split braking system
Bus until 7.1967 LHD

211611011Q

01296



Hydraulic park lock

01257



Copper brake line Ø 5 mm (5 meter)

21213



Conversion kit single to dual brake circuit
Bus until 7.1966

21229



Brake bleeder valve M10 x 37
(Per Pair)
Bus drum brakes front 4.1955 and later, Type 3 drum brakes front

211611475A • 443616789

01229



Brake bleeder valve M6 x 28 (4 pieces)
Beetle 10.1957 and later (drum brakes front and rear), Karmann Ghia 10.1957 and later (drum brakes front and rear), Bus 4.1955 and later rear, Type 3 rear, Thing front and rear

211611477A

01298



Hydraulic steering brake

01258



Brake line fittings (4 pieces)
Thread size: M10 X 1.0, Inner size: 5.15mm, Wrench size: 11mm

113611731 • 1J0611731

01247



Brake line T-piece
Thread size: M10 X 1.0,
Mounting hole: 7mm,
Length: 30mm, Width: 30mm

113611755 • 803611755



Group 611 : Wheel cylinders, Brake lines


05247



Brake line connector repair connector Beetle, Karmann Ghia, Bus until 7.1979, Type 3, Thing, stock replacement and repair connector Vanagon/T25

411611789


21259



Brake line kit for a single brake system (9-part)
Bus 1956 (VIN 170 001) until 7.1967 LHD

211611763• 211611723A• 211611723D• 211611724A• 211611741B• 211611764B• 211611505B• 211611506B• 211611505• 211611506• 211611782C• 211611781C• 211611723C• 113611736F• 113611735F• 211611763B

21264



Brake line kit for a dual brake system (10-part)
Bus until 7.1967 LHD

211611724C• 211611725• 211611741B• 211611764B• 211611505B• 211611506B• 211611505• 211611506• 211611782C• 211611781C• 211611723C• 113611736F• 113611735F• 211611763B

01260



Brake hose (each)
Beetle front side until 7.1964, Karmann Ghia front side until 7.1964, Bus front side until 3.1955

113611701

01264



Brake hose (each)
Beetle front side 8.1964 until 7.1966, Karmann Ghia front side 8.1964 until 7.1966, Bus front side 4.1955 until 7.1967

211611701

01265



Brake hose (each)
Beetle rear side swing axle, Karmann Ghia rear side swing axle, Bus rear side until 7.1967 and rear side right 8.1967 until 7.1979, Type 3 rear side swing axle, Thing rear side swing axle

113611775• 211611775B

01269



Brake hose retainers (6 pieces)
Beetle, Karmann Ghia, Bus until 7.1979, Type 3, Thing

113611715A

50100



Brake fluid DOT 3 (1 liter)
stock applications

50105



Brake fluid DOT 4 (1 liter)
heavy duty applications

B000700A3• B000200

Group 611 : Wheel cylinders, Brake lines

03356



Brake fluid reservoir cap
Beetle 1.1954 until 7.1960,
Karmann Ghia until 7.1960,
Bus until 7.1967 (only for
reservoir 211 611 301 A)

113611373

03256



Brake fluid reservoir single
circuit A-quality
Beetle until 12.1953, Bus until
7.1967

211611301C

01253



Brake fluid reservoir single
circuit B-quality
Beetle until 12.1953, Bus until
7.1967

211611301C

21281



Brake fluid reservoir dual circuit
brake system
stock application for Bus until 7.1967
except Benelux models (M172),
direct install to a dual circuit master
cylinder for Beetle VW 1200, VW 1300
and VW 1500, Karmann Ghia, Thing

211611313E

04200



Brake fluid plastic feed pipe or
reservoir grommet
Beetle and Karmann Ghia single
brakes 8.1966 until 7.1969, dual
brakes 1967 (VIN 117 626 506) until
7.1971, Bus 8.1966 until 7.1979, Type
3 with disc brakes until 7.1971, 8.1971
and later only front side, Thing all

211611817A• 311611817

09950



Stainless steel brake hose
(each)
Beetle front side until 7.1964,
Karmann Ghia front side until
7.1964, Bus front side until
3.1955

09953



Stainless steel brake hose
(each)
Beetle front side 8.1964 until
7.1966, Karmann Ghia front
side 8.1964 until 7.1966, Bus
front side 4.1955 until 7.1967

09955



Stainless steel brake hose
(each)
Beetle rear side swing axle,
Karmann Ghia rear side swing
axle, Bus rear side until 7.1967
and rear side right 8.1967 until
7.1979, Type 3 rear side swing
axle, Thing rear side swing axle

04203



Dust cap master brake
cylinder
Beetle, Karmann Ghia, Bus
until 7.1966, Type 3, Thing

113611195

Group 611 : Wheel cylinders, Brake lines

 24203



Dust cap master brake cylinder
Bus 1966 (VIN 217 072 466)
until 7.1979 LHD (RHD 8.1967
until 7.1979)

211611195C

 01213



Wheel brake cylinder (each)
Beetle 10.1952 until 9.1957
front, Karmann Ghia until
9.1957 front, Bus until 3.1955
rear

113611055

 21226



Wheel brake cylinder rear
side A-quality (each)
Bus 4.1955 until 7.1971, Thing
until 2.1973 *

211611047C

 21227



Wheel brake cylinder rear
side B-quality (each)
Bus 4.1955 until 7.1971, Thing
until 2.1973 *

211611047C

 21217



Wheel brake cylinder left
front (each)
Bus 4.1955 until 7.1963

211611069

 21517



Wheel brake cylinder left
front A-quality (each)
Bus 8.1963 until 7.1970

211611069C

 21215



Wheel brake cylinder left
front B-quality (each)
Bus 8.1963 until 7.1970

211611069C

 21218



Wheel brake cylinder right
front (each)
Bus 4.1955 until 7.1963

211611070

 21518



Wheel brake cylinder right
front A-quality (each)
Bus 8.1963 until 7.1970

211611070C

Group 611 : Wheel cylinders, Brake lines

21216



Wheel brake cylinder right front B-quality (each)
Bus 8.1963 until 7.1970

211611070C

01210



Wheel brake cylinder rebuild kit Ø 19.05 mm

Beetle front side until 9.1957, rear side until 1950 (VIN 1-167 890), export models 10.1957 until 7.1964, standard models 10.1957 until 1967 (VIN 118 328 505), Karmann Ghia front side until 9.1957, rear side 10.1957 until 7.1964, Bus rear side until 3.1955, Thing rear side until 2.1973

**113698273• 211611483•
113611615• 113611625• 113611695**

615

Disc brakes

01229



Brake bleeder valve M6 x 28 (4 pieces)

Beetle 10.1957 and later (drum brakes front and rear), Karmann Ghia 10.1957 and later (drum brakes front and rear), Bus 4.1955 and later rear, Type 3 rear, Thing front and rear

211611477A

23283



Disc brake kit front
Bus 3.1955 until 7.1963

23284



Disc brake kit front
Bus 8.1963 until 7.1966

23285



Disc brake kit front
Bus 8.1966 until 7.1967 LHD





Bumpers, Chassis, Hand & Foot controls

Group 7

Group 703 : Chassis, under floor panels

703

Chassis, under floor panels

20844



Rear valance bracket left
Bus until 7.1967

211703651


20942



Rear valance bracket right
Bus until 7.1967

211703652

26800



Rear side member (repair section) left
Bus until 7.1967

211703701A

26801



Rear side member (repair section) right
Bus until 7.1967

211703700A

20840



Rear crossmember brace
Bus 4.1955 until 7.1967

211703475C

26868



Rear crossmember brace
Bus until 3.1955

23682



Cover plate under pedal cluster
Bus 4.1955 until 7.1967 LHD

211703609B

20822



Front cover plate till standing seam (equal to the original)
Bus 4.1955 until 7.1967

211703073A



Group 703 : Chassis, under floor panels

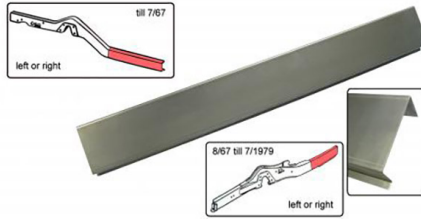
 26879



Cabin seat box
Bus 4.1955 until 7.1962

211703601D

 20843



Side member center repair
section (80 cm) (each)
Bus until 7.1979

211703203

 20835



Rear jacking point (each)
Bus until 7.1967

211703631

 20895



Jacking point outrigger front
left or right (each)
Bus until 7.1967

211703125

 20833



Front jacking point left
Bus until 7.1967

211703621

 20834



Front jacking point right
Bus until 7.1967

211703622

 20815



Left underfloor plate
Bus with sunroof including
Westfalia campers 6.1959 until
7.1967, Bus with double cargo
doors 6.1959 until 7.1967, Bus for
9 passengers (Microbus) 6.1959
until 7.1967

215703705

 26808



Left underfloor plate
Bus with sunroof including
Westfalia campers until 5.1959,
Bus with double cargo doors
until 5.1959, Bus for 9 passengers
(Microbus) until 5.1959

215703705

 20699



Middle underfloor plate
Bus with sunroof including
Westfalia campers until 7.1967,
Bus with double cargo doors
until 7.1967, Bus for 9 passengers
(Microbus) until 7.1967

215703715

Group 703 : Chassis, under floor panels

 20845



Engine suspension with side member (3-part)
Bus 4.1955 until 7.1967

211703055

 20802



Nose panel support including A-pillar bridge brackets
Bus LHD 1951 (VIN 20-10 518) until 7.1967

211703071B

 20816



Right underfloor plate
Bus with sunroof including Westfalia campers 6.1959 until 7.1967, Bus with double cargo doors 6.1959 until 7.1967, Bus for 9 passengers (Microbus) 6.1959 until 7.1967

215703706

 26809



Right underfloor plate
Bus with sunroof including Westfalia campers until 5.1959, Bus with double cargo doors until 5.1959, Bus for 9 passengers (Microbus) until 5.1959

215703706

 26814



Rear outrigger left
Bus until 5.1959

211703135

 26815



Rear outrigger right
Bus until 5.1959

211703136

 26812



Rear outrigger for jacking point left
Bus until 7.1967

211703131


 26813



Rear outrigger for jacking point right
Bus until 7.1967

211703132

 20841




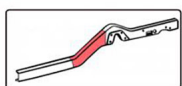
Front side member repair section left
Bus until 7.1967

211703205



Group 703 : Chassis, under floor panels

 20842



Front side member repair section right
Bus until 7.1967

211703204

 26802



Front side member (repair section) left
Bus until 7.1967

211703021F


 26803



Front side member (repair section) right
Bus until 7.1967

211703022F

 20814



Front crossmember brace
Bus 4.1955 until 7.1967

211703391B

 26866



Front crossmember brace
Bus until 3.1955

211703391

 20803



Front cover plate till 6 cm above standing seam
Bus 1958 (VIN 385 000) until 7.1967

 23803



Front cover plate till 6 cm above standing seam
Bus until 1958 (VIN 384 999)

Group 707 : Bumpers (Beetle until 8.1974)

707

Bumpers (Beetle until 8.1974)

20017



Bumper rear (bare)
Bus 8.1955 until 7.1967

211707305B

20055



Rear bumper intended for
overrider tubes (bare)
Bus export models 1958 (VIN
385 000) until 7.1967

213707305A

20051



Rear bumper mounting kit
Bus 9.1958 until 7.1967

211707365D

20708



Rear bumper Splash guard
left
Bus 8.1959 until 7.1967

211707365D

20709



Rear bumper Splash guard
right
Bus 8.1959 until 7.1967

211707366D

20077



Seal splash guard to body
(Per Pair)
Bus 8.1959 until 7.1967

211707397A

20000



Bumper rubber impact strip
for vehicles with overrider
tubes
Microbus 9 zits until 7.1967

241707223• 241707423A

20060



Bumper guard bow rear left
white primered
Bus export models 1958 (VIN
385 000) until 7.1967

263707385



Group 707 : Bumpers (Beetle until 8.1974)

 20061



Bumper guard bow rear right
white primered
Bus 8.1955 until 7.1967

263707386

 20059



Bumper guard bow, front
side, in white primer
Bus export models 1958 (VIN
385 000) until 7.1967

213707177

 20057



Bumper guard rear side left
white primered
Bus export models 1958 (VIN
385 000) until 7.1967

213707355A

 20058



Bumper guard rear side right
white primered
Bus export models 1958 (VIN
385 000) until 7.1967

213707356A

 20056



Bumper guard front side
white primered (each)
Bus export models 1958 (VIN
385 000) until 7.1967

213707155A

 20021



Bumper bracket rear (each)
Bus 1958 (VIN 385 000) until
5.1959 left or right, Bus 6.1959
until 1963 (VIN 1 167 862) only
right, Bus 1963 (VIN 1 167 863)
until 7.1967 left or right

211707335A

 20014



Front bumper bracket left
Bus 4.1955 until 1958 (VIN
384 999)

211707135A

 20022



Front bumper bracket left
Bus 1958 (VIN 385 000) until
7.1967

211707135B

 20015



Front bumper bracket right
Bus 4.1955 until 1958 (VIN
384 999)

211707136A

Group 707 : Bumpers (Beetle until 8.1974)

20023



Front bumper bracket right
Bus 1958 (VIN 385 000) until
7.1967

211707136B

20006



Euro bumpers polished
stainless steel (slash cut) (Per
Pair)
Bus 1958 (VIN 385 000) until
7.1965

211707305B• 211707105D

20003



USA bumpers USA polished
stainless steel (slash cut) (Per
Pair)
Bus 1958 (VIN 385 000) until
7.1965

211798041

20004



USA bumpers polished
stainless steel (diamond cut)
(Per Pair)
Bus 8.1965 until 7.1967

211798041

04052



Chromed stainless steel bumper or
fog light bolts (Per Pair)
Beetle bumpers until 9.1952 and fog
light 8.1974 until 1975, Bus bumpers
front until 1958, front and rear 8.1967
until 7.1972 and rear 8.1972 until
7.1979, Type 3 bumpers 8.1969 and
later

113707191

20054



Front bumper intended
for overrider tubes (primer
coated)
Bus export models until
7.1967

213707105B

20050



Front bumper mounting kit
Bus 9.1958 until 7.1967



711

Heating flap cable, Selector mechanism, Brake lever

00511



Aluminum T-handle shift knob
all models and years

04663




Billet choke, light switch or ashtray knob (each)
Beetle 10.1952 until 7.1966,
Karmann Ghia until 9.1957,
Bus until 7.1966, Type 3
8.1963 until 7.1965

04515



Billet shift knob
all models and years

04656



Choke, light switch or ashtray knob ivory (each)
Beetle 10.1952 until 7.1966,
Karmann Ghia until 9.1957,
Bus until 7.1966, Type 3
8.1963 until 7.1965

04655



Choke, light switch or ashtray knob silver beige (each)
Beetle 10.1952 until 7.1966,
Karmann Ghia until 9.1957,
Bus until 7.1966, Type 3
8.1963 until 7.1965

113941541

113941541

04654



Choke, light switch or ashtray knob black (each)
Beetle 10.1952 until 7.1966,
Karmann Ghia until 9.1957,
Bus until 7.1966, Type 3
8.1963 until 7.1965

111941541

23720



Handbrake bearing pin
Bus 1.1953 until 7.1979

211711341A

27476



Handbrake extension stainless steel (without knob)
Bus until 7.1967

Group 711 : Heating flap cable, Selector mechanism, Brake lever

04521



Handbrake lever press button
black
Beetle, Karmann Ghia, Bus
until 7.1967, Vanagon/T25,
Type 3, Thing

113711333A• 113711333B•
311711333•

09762



Handbrake cover rose wood
Beetle, Karmann Ghia, Bus
until 7.1967, Type 3, Thing

27471



Handbrake boot
Bus 5.1960 until 7.1979

211863341

04519



Handbrake spring
Beetle, Karmann Ghia, Bus
until 7.1967, Type 3, Thing

111711329

03909



Clutch cable, handbrake cable and
roof turn signal light grommet (each)
Clutch cable Beetle, Karmann Ghia,
Bus, Type 3 until 7.1967, Thing,
Handbrake cable Bus 5.1960 until
7.1979, Roof turn signal lights Bus
8.1976 until 7.1979

211721365A• 111721365

20521



Stainless steel Classic Sport
quick shifter
Bus 1959 (VIN 501 707) until
7.1967


01409



Shift coupler/shift selector
fork bolt M8 x 14 (each)
Beetle, Karmann Ghia, Bus
until 7.1979, Type 3, Thing

211711189A• 443711189A•
111711189

21412



Shift rod protective tube
Bus until 7.1971, 8.1971
until 7.1979 (shorten up to
1015mm)

211711195• 211711195C

01407



Shift rod bushing
Beetle 1960 (VIN 3 140 046)
and later, Karmann Ghia 1960
(VIN 3 140 046) and later, Bus
until 1965 (VIN 216 028 111),
Type 3, Thing

111701259A

Group 711 : Heating flap cable, Selector mechanism, Brake lever

21411



Shift rod bushing rear
Bus 1957 (VIN 306 726) until
1961 (VIN 835 087)

211711185A

01428



Shift rod bushing retaining ring
Beetle 1960 (VIN 3 140 046) and
later, Karmann Ghia 1960 (VIN
3 140 046) and later, Bus until
1965 (VIN 216 028 111), Type 3,
Thing

111701263

21408



Shift rod bushing kit (8-part)
Bus 1957 (VIN 306 726) until
7.1979

111701259A• 211711197• 211711185A•
211711185B• 211711179• 211711182•
171711166

21405



Shift rod guide spring rear
Bus until 1957 (VIN 306 725)

211711199

21403



Shift rod support bracket leaf
spring
Bus until 12.1957

211711209

01405



Shift coupler
Beetle standard models until
1963 (VIN 5 911 560), export
models until 1964 (VIN 115 247
528), Karmann Ghia until 1963
(VIN 5 911 560), Bus until 7.1967,
Type 3 until 7.1963

111711175B

21406



Shift rod middle coupler
Bus 1961 (VIN 835 088) until
7.1979

211711169A

21404



Shift rod boot (each)
Bus 1957 (306 726) until
7.1979

211711183B• 211711167A

00510



Quick shift kit (only manual
transmission)
Beetle, Bus until 7.1979,
Karmann Ghia, Type 3, Thing

Group 711 : Heating flap cable, Selector mechanism, Brake lever

20509



Trigger shifter
Bus 1959 (VIN 501 707) until
7.1979

05525



Trigger shifter shift lever boot
Replacement for Trigger
Shifter #507 and #20509

00525



Trigger shifter replacement
boot
Replacement for Trigger
Shifter #507 and #20509


00514



Gearshift lever stop plate
(manual transmissions)
Beetle, Bus until 7.1979,
Karmann Ghia, Thing

111711149

03350



Shift knob ivory with shift pattern
Beetle until 1961 (VIN 4 289 951),
with automatic transmission until
7.1967, Karmann Ghia until 1961
(VIN 4 289 951), with automatic
transmission until 7.1967, Bus
until 7.1967

113711141

00964



Shift knob with EMPI emblem
black vinyl
all models and years

00265



Shift knob with shift pattern
black vinyl
all models with 4 speed
transmission

05550



Shift knob silver beige with shift
pattern
Beetle until 1961 (VIN 4 289 951), with
automatic transmission until 7.1967,
Karmann Ghia until 1961 (VIN 4 289
951), with automatic transmission
until 7.1967, Bus until 7.1967

113711141466

05552



Shift knob black with shift pattern
Beetle until 1961 (VIN 4 289 951),
with automatic transmission until
7.1967, Karmann Ghia until 1961
(VIN 4 289 951), with automatic
transmission until 7.1967, Bus
until 7.1967

113711141043



Group 711 : Heating flap cable, Selector mechanism, Brake lever

05351



Shift knob black with Wolfsburg emblem

Beetle until 1961 (VIN 4 289 951), with automatic transmission until 7.1967, Karmann Ghia until 1961 (VIN 4 289 951), with automatic transmission until 7.1967, Bus until 7.1967

00701



Shift lever boot for vehicles with a manual transmission black

Beetle 8.1960 and later, Karmann Ghia 8.1960 and later, Bus until 7.1979, Thing

11171115A • 11171115A043

20510



Shifter extender stainless steel

Bus until 7.1967

20528



Shifter lock manual transmission Bus until 1974 (VIN 214 2110 466)

211016051

00529



Shifter lock boot black shifter lock #00500, #00528 and #20528

141711115

20929



Heater cable Bus 4.1955 until 7.1967

211711629B

20939



Heater cable Bus 1951 (VIN 20-014 685) until 3.1955

211711629A

04933



Heater cable sleeves (Per Pair) Beetle until 7.1964, Karmann Ghia until 7.1964, Bus until 7.1967

111711691

07451



Heater knob roll pin stainless steel

Beetle 10.1952 until 7.1964, Karmann Ghia until 7.1964, Bus until 7.1967, Type 3 until 7.1963

N133281

Group 711 : Heating flap cable, Selector mechanism, Brake lever

01086



Heater cable mounting kit (each)
Beetle, Karmann Ghia, Bus with aircooled engine, Type 3, Thing civil

111298101A

07450



Heater cable dowel pin stainless steel
Beetle 10.1952 until 7.1964, Karmann Ghia until 7.1964, Bus until 7.1967, Type 3 until 7.1963

N132161

00729



Knob heater control ivory
Beetle 10.1952 until 7.1964, Karmann Ghia until 7.1964, Bus 1952 (20-014 685) until 7.1967, Type 3 until 7.1963

113711623A

03729



Knob heater control black
Beetle 10.1952 until 7.1964, Karmann Ghia until 7.1964, Bus 1952 (20-014 685) until 7.1967, Type 3 until 7.1963

113711623A

04508



Wolfsburg Edition shift knob
all models and years

04509



Wolfsburg Edition piston style shift knob
all models and years

721

Feet control system

03866



Retaining springs (4 pieces)
Cooling flaps Type-1 engines, Accelerator pedal mechanism Beetle 8.1957 until 1966 (VIN 116 851 649), Bus until 7.1972, Type-3 until 1964 (VIN 315 048 101), Heater and fresh air cables and rods Bus 8.1967 until 7.1979

211259283

20910



Throttle inner cable
Bus 10.1964 until 7.1967

211721555C



Group 721 : Feet control system

 20917



Throttle inner cable
Bus until 3.1955 only RHD,
4.1955 until 9.1964 LHD and
RHD

211721555A

 26278



Accelerator cable lever
Bus 4.1955 until 7.1967 (LHD)

211721631B

 26276



Accelerator pedal
Bus 3.1955 until 7.1967 (LHD),
8.1967 until 7.1972 (LHD/
RHD)

211721603

 22376



Accelerator pedal pushrod
Bus until 7.1967 (LHD)

211721615


 20260



Accelerator pedal pushrod
boot
Bus until 7.1972

211721621

 23474



Accelerator repair kit
Bus 4.1955 until 7.1967 (LHD)

211721631B• 211721615• 211259283•
N115244• N125071• N132421

 22375



Accelerator pedal hinge axle
Bus until 7.1979

211721629

 22374



Accelerator pedal hinge
bracket
Bus 4.1955 until 7.1979

211721613

 26277



Accelerator pedal spring
Bus 4.1955 until 7.1972

211721619

Group 721 : Feet control system

20901



Clutch inner cable
Bus LHD until 5.1959 and
1961 (VIN 835 705) until
7.1967, RHD 6.1959 until
1961 (VIN 835 704)

211721335B

20902



Clutch inner cable
Bus 6.1959 until 1961 (VIN
835 704) LHD

211721335C

20903



Clutch inner cable
Bus 4.1955 until 5.1959 and
1961 (VIN 835 705) until
7.1967 RHD

214721335A

00909



Clutch cable guide (outer cable)
Beetle until 7.1971, 1973 (VIN 114
2398 011) until 1974 (VIN 114 2663
259), Karmann Ghia until 7.1971,
1973 (VIN 144 2398 011) until 1974
(VIN 144 2663 259), Bus until 7.1967,
Type 3 all years, Thing until 7.1971

311721361

06907



Clutch cable adjustment nut
(each)
Beetle until 1965 (VIN 115 685
586), Karmann Ghia until 1965
(VIN 145 685 586), Bus until 1965
(VIN 295 134 682), Type 3 until
1965 (VIN 315 158 979)

111721349A

20954



Clutch cable lever
Bus 8.1967 until 7.1969 LHD
and RHD, 8.1969 until 7.1971
LHD

211721374A

20955



Clutch cable lever
Bus 8.1971 until 7.1979

211721374B

00907



Clutch cable wing nut
Beetle 1965 (VIN 115 685 587)
and later, Karmann Ghia 1965
(VIN 145 685 587) and later, Bus
1965 (VIN 215 134 683) until
12.1982, Type 3 1965 (VIN 315
158 980) and later, Thing

131721349

03909



Clutch cable, handbrake cable and
roof turn signal light grommet (each)
Clutch cable Beetle, Karmann Ghia,
Bus, Type 3 until 7.1967, Thing,
Handbrake cable Bus 5.1960 until
7.1979, Roof turn signal lights Bus
8.1976 until 7.1979

211721365A • 111721365



Group 721 : Feet control system

 20908



Clutch cable bracket
Bus until 7.1969 LHD and
RHD, 8.1969 until 7.1971 LHD

211721351

 20953



Clutch pedal shaft lever
Bus until 7.1967 LHD

211721374

 00256



Pedal pads brake/clutch (Per
Pair)
Beetle, Karmann Ghia, Bus
until 7.1967, Type 3, Thing

311721173A


 26281



Brake and clutch pedal
sealing pads (Per Pair)
Bus until 1959 (VIN 501 706)

211721383

 26282



Brake and clutch pedal
sealing pads (Per Pair)
Bus 1959 (VIN 501 707) until
7.1979

211721383B

 20261



Brake and clutch pedal
sealing sleeves (Per Pair)
Bus 1959 (VIN 501 707) until
7.1979

211721387

 20258



Brake pedal bearing bush pin
Bus 4.1955 until 7.1967 LHD

211721233

 23273



Brake pedal spring
Bus 4.1955 until 7.1967 LHD

211721163A

 00916



Universal throttle inner cable
kit
Beetle with carburetor
engine, Karmann Ghia, Bus
until 7.1969, Type 3, Thing

Group 721 : Feet control system

 04256



Chromed clutch and brake
pedal pads (Per Pair)
Beetle, Karmann Ghia, Bus
until 7.1967, Vanagon/T25,
Type 3, Thing





Bodywork, Interior


Group 8

Group 800 : Repair panels

800


Repair panels

00899



Universal panel 1000 x 500 x
0.8 mm

04899




Universal panel 1000 x 500 x
1.25 mm

801

Floor repair panel

20703



Rear cross member under the
cargo floor
Bus 8.1959 until 7.1967


211801371A

26703



Rear cross member under the
cargo floor
Bus until 7.1959

26893



Inner rocker left
Bus 4.1955 until 7.1967
except Pickup models


20893



Inner rocker left or right
(each)
Bus until 3.1955 all models,
4.1955 until 7.1967 only
Pickup models

211801393

26894



Inner rocker right
Bus 4.1955 until 7.1967
except Pickup models



Group 801 : Floor repair panel

 26836



Inner sill for sliding door right
Bus until 7.1967

211801392A

 26807



Half truck bed section front
(116.5 x 89 cm)
Bus Pickup single cab until
7.1967

261801465A

 20804



Bulkhead repair (inner wheel
housing behind front wheel)
left
Bus 4.1955 until 7.1967

 20805



Bulkhead repairpanel (inner
wheel housing front wheel)
right
Bus 4.1955 until 7.1967

 26806



Cargo bed rear
Bus Pickup all models until
7.1967

261801475


 20813



Cargo floor repair panel
ribbed 150x37 cm
Bus 3.1950 until 7.1979
(excluding Pickup)


211801403LR

 23864



Cargo floor angled repair
section between the tubs
Bus until 7.1979


 20846



Cargo floor pan left
Bus until 7.1967

211801403E

 20897




Cargo floor pan right
Bus until 7.1967

211801404K

Group 801 : Floor repair panel

 20839



Centre cross member under the cargo floor (H-profile) (each)
Bus 4.1955 until 7.1979

211801381C

 26704



Centre cross member under the cargo floor (U-profile) (each)
Bus 4.1955 until 7.1971 and 1973 (VIN 213 2172 577) until 7.1979

211801361D

 20831



Cover side plate engine left
Bus 3.1950 until 7.1967

 20832



Cover side plate engine right
Bus 3.1950 until 7.1967

 26694



Brake fluid reservoir inspection hole cover
Bus until 7.1967

211801337

 20820



Repair panel front wheel housing left upper side without seat belt mounting point
Bus 4.1955 until 7.1967

 20821



Repair panel front wheel housing right upper side without seat belt mounting point
Bus 4.1955 until 7.1967

 26838



Repair panel front wheel housing left front side
Bus 4.1955 until 7.1967

 26839



Repair panel front wheel housing right front side
Bus 4.1955 until 7.1967

Group 801 : Floor repair panel

 20878



Front repair panel rear wheel arch left
Bus until 7.1979

 20879




Front repair panel rear wheel arch right
Bus until 7.1979

 20867



Cargo floor repair section
Bus 8.1952 until 7.1979
Pickup (150x37 cm)

 23848



Bulkhead
Bus 8.1962 until 7.1967
excluded Pickup and
Microbus 7 seater

211801081C

 23849



Bulkhead
Bus 4.1955 until 7.1962
excluded Pickup and
Microbus 7 seater

211801081B

 20693



Cab floor complete
Bus 1959 (VIN 501 707) until
7.1967 LHD

211801051H

 23694



Cab floor complete
Bus 4.1955 until 1959 (VIN
501 706) LHD

 23865



Floor plate over the rear axle
and under the fuel tank
Bus 4.1955 until 7.1967

211801551A

 20819



Cab floor repair panel left
Bus 4.1955 until 7.1967

Group 801 : Floor repair panel

20806



Cab floor repair panel right
Bus until 7.1967

211801404LX


20712



Floorpan piece (20 cm) and in
/outer sill right
Bus 3.1950 until 7.1967

211801404LX

20711



Floorpan piece (20 cm) left
Bus until 7.1967

211801404KX


20710



Floorpan piece (20 cm) right
Bus until 7.1967

211801404KX

20873



Front cross member under
the cargo floor
Bus 4.1955 until 7.1979

211801351A

26877



Front wheel housing left
Bus 4.1955 until 7.1967

214801325A


26878



Front wheel housing right
Bus 4.1955 until 7.1967

211801326E

20694



Cargo side door floor latch
reinforcement
Bus until 7.1967

211801411



Group 805 : Front section

805

Front section

 24548



Dashboard radio cover
Bus until 7.1966

211805181

 20180



Headlight housing (each)
Bus until 1962 (VIN 1 043 450)

211805115

 20181



Headlight housing (each)
Bus 1962 (VIN 1 043 451)
until 7.1967

211805265B

 20849



Loading bed front panel
Bus until 7.1967 * all models
Pickup

261805431C • 261805431B •
261805431F

 26695



Front panel
Bus 4.1955 until 4.1960

211805035C

 20695



Front panel (with holes for
turn indicators)
Bus 8.1963 until 7.1967

211805035C

 26876



Front panel inner valance
between the headlights
Bus until 7.1967

211805333

 26875



Front panel crossbar
Bus 4.1955 until 7.1967 (LHD)

211805291

Group 805 : Front section

20824



Front panel standing seam
repair strip
Bus until 7.1967

20823



Front panel underside 15.5
cm above standing seam
Bus until 7.1967

23696



Windshield frame
Bus until 7.1967

211805039• 211805285B•
211805286B


26884



Windscreen recess repair
until wiper hole (Per Pair)
Bus until 7.1967

211-805-041A• 211-805-042A

20825



Windscreen recess repair
lower left or right (2-part)
Bus until 7.1967

211-805-040• 211-805-040A

20803



Front cover plate till 6 cm
above standing seam
Bus 1958 (VIN 385 000) until
7.1967

23803



Front cover plate till 6 cm
above standing seam
Bus until 1958 (VIN 384 999)

Group 809 : Side repair panels

809

Side repair panels

 26851



A-pillar lower part complete
with hinge bracket left
Bus until 7.1967

 26852



A-pillar lower part complete
with hinge bracket right
Bus until 7.1967

 26846



A-pillar bottom repair parts
left (3-part)
Bus until 7.1967

 26847



A-pillar bottom repair parts
right (3-part)
Bus until 7.1967

 20683




Rear wheelarch front section
right
Bus until 7.1967

 26832



B-pillar inner side repair
panel (22.5 cm) right
Bus until 7.1967 (LHD)

 26833



B-pillar inner side repair
panel (32 cm) left
Bus until 7.1967 (LHD)

 26831



B-pillar outer side (84 cm)
with hinge bracket right
Bus until 7.1967 (LHD)
excluding Pickup


211809254A

211809253A

211809252A

Group 809 : Side repair panels


26830



B-pillar outer side repair panel (40 cm) right
Bus until 7.1967 (LHD)

211809251CL

20718



B-pillar complete (34.5 cm) with hinge assembly right
Bus until 7.1967 (LHD)

26840



B-pillar front side (36 cm) left
Bus until 7.1967

26841



B-pillar front side (36 cm) right
Bus until 7.1967

26834



Lower inner C-pillar repair panel right (19.5 cm)
Bus until 7.1967 (LHD)

29733



Check strap release pin
Bus side cargo doors all models until 7.1967, Bus Double Cab door 8.1967 and later

211809297

29734




Check strap release pin bracket left
Bus side cargo doors all models until 7.1967, Bus Double Cab door 8.1967 until 7.1979

29735



Check strap release pin bracket right
Bus side cargo doors all models until 7.1967, Bus Double Cab door 8.1967 until 7.1979

20811



Rocker panel (17.5 cm) left
Bus until 7.1967

211809101X



Group 809 : Side repair panels

26823



Rocker panel (33 cm) left
Bus until 7.1967

211809101X

20729



Outer sill under loading door
Bus until 7.1967

20716



Sill under loading door
complete
Bus until 7.1967

211809581A

20800



Complete front wheel arch
(dog leg) A-quality left
Bus 8.1963 until 7.1967

211809501A

20801



Complete front wheel arch
(dog leg) A-quality right
Bus 8.1963 until 7.1967

211809502A

26780



Complete front wheel arch
(dog leg) B-quality left
Bus 8.1963 until 7.1967

211809501A

26781



Complete front wheel arch
(dog leg) B-quality right
Bus 8.1963 until 7.1967

211809502A

20697



Complete front wheel arch
(dog leg) left
Bus until 7.1963

211809501

20698



Complete front wheel arch
(dog leg) right
Bus until 7.1963

211809502

Group 809 : Side repair panels

 20817



Door step box section left
Bus until 7.1967

 20818



Door step box section rechts
Bus until 7.1967

 26873



Left A-pillar complete
Bus until 7.1963

211809201B

 26880



Left A-pillar complete
Bus 8.1963 until 7.1967

211809201B

 26882



Left B-pillar complete for
vehicles with right side cargo
doors
Bus 1963 (VIN 1 222 026)
until 7.1967 excluded Pickup
single cab

211809251D

 26889



Left B-pillar complete for
vehicles with right side cargo
doors
Bus 4.1955 until 1963 (VIN
1 222 025) excluded Pickup
single cab

211809251D

 26874



Right A-pillar complete
Bus until 7.1963

211809202B

 26881



Right A-pillar complete
Bus 8.1963 until 7.1967

211809202B

 26890



Right B-pillar complete for
vehicles with right side cargo
doors
Bus 4.1955 until 1963 (VIN
1 222 025) excluded Pickup
single cab

211809252G



Group 809 : Side repair panels

 20028



Front bumper step bracket
Bus 9.1958 until 7.1967

211809311

 20812



Side panel inner support (30
cm) (each)
Bus 3.1950 until 7.1967

 20885



Rear wheel arch repair panel
left
Bus 1963 (VIN 1 080 105)
until 7.1967 LHD

211809167B

 26804



Rear wheel arch repair panel
left
Bus until 1963 (VIN 1 080
104) LHD

211809167A


 20894



Rear wheel arch repair panel
right
Bus 1963 (VIN 1 080 105)
until 7.1967 LHD

211809168B

 26805



Rear wheel arch repair panel
right
Bus until 1963 (VIN 1 080
104) LHD

211809168AC

 27421



Pop-out hinge Stainless Steel
(Per Pair)
Bus until 7.1967

221809179

 26824



Side window recess repair
lower left or right (each)
Bus until 7.1967

211-809-175

Group 813 : Boot floor, Rear panels, Rear corners

813

Boot floor, Rear panels, Rear corners

20887



Rear closing panel rear wheel arch left
Bus until 7.1967

211813363A

20888



Rear closing panel rear wheel arch right
Bus until 7.1967

211813364A

26733



Complete rear corner left
Delivery Van, Kombi, Microbus 9 seater (except deluxe models), 8.1961 until 7.1963, Ambulance, 8.1961 until 1963 (VIN 1 2148 058)

211813355C

26735



Complete rear corner left
Delivery Van, Kombi, Microbus 9 seater, 8.1963 until 7.1967, Ambulance, 1963 (VIN 1 2148 059) until 7.1967

211813355G

26734



Complete rear corner right
Delivery Van, Kombi, Microbus 9 seater (except deluxe models), 8.1961 until 7.1963, Ambulance, 8.1961 until 1963 (VIN 1 2148 058)

211813356C

26736



Complete rear corner right
Delivery Van, Kombi, Microbus 9 seater, 8.1963 until 7.1967, Ambulance, 1963 (VIN 1 2148 059) until 7.1967

211813356G

20714



Rear corner underside (each)
Bus until 7.1967 (except Pickup)

20715




Rear corner underside (each)
Bus Pickup until 7.1967



Group 813 : Boot floor, Rear panels, Rear corners


 20691



Rear valance
Bus 7.1959 until 7.1965

211813175B


 20692



Rear valance
Bus 8.1965 until 7.1967

211813175C

 26848



Rear valance
Bus 4.1955 until 6.1959

211813175A

 20896



Rear valance underside repair
panel
Bus 7.1959 until 7.1967

 20829



Rear platform tray left
Bus until 7.1967 (except
Pickup)

211813163

 23705



Rear platform tray left
Bus Pickup until 7.1967

261813163

 20707



Rear platform tray right with
battery holder
Bus until 7.1967 (except
Pickup)

261813162N

 20705



Rear platform tray right (for a
12V battery)
Bus Pickup 8.1966 until
7.1967

261813164A

 26816



Rear platform tray right (for a
12V battery)
Bus 8.1966 until 7.1967
(except Pickup)

211813164A

Group 813 : Boot floor, Rear panels, Rear corners

 20830



Rear platform tray right (for a 6V battery)
Bus until 7.1966 (except Pickup)

211813164A

 26817



D-pillar repair section lower left
Bus 4.1955 until 7.1963

 26819



D-pillar repair section lower left
Bus 8.1963 until 7.1967

 26818




D-pillar repair section lower right
Bus 4.1955 until 7.1963

 26820



D-pillar repair section lower right
Bus 8.1963 until 7.1967

 01175



Engine compartment rear seal A-quality
Beetle until 7.1966, Karmann Ghia until 7.1966, Bus until 7.1971

111813705A

 00709



Engine compartment rear seal B-quality
Beetle until 7.1966, Karmann Ghia until 7.1966, Bus until 7.1971

111813705A

 04177



Engine seal side tray retaining strip 335 mm (each)
Beetle, Karmann Ghia, Bus until 7.1971, Type 3 8.1963 until 7.1964 (only used for hood support retainer), Thing

111813169• 133813169

 01177



Engine compartment front seal A-quality
Beetle, Karmann Ghia, Bus until 7.1971, Thing

111813741G• 111813741D• 111813741C



Group 813 : Boot floor, Rear panels, Rear corners

00724



Engine compartment front seal B-quality
Beetle, Karmann Ghia, Bus until 7.1967, Thing

111813741G- 111813741D-
111813741C

20736



Engine lid hinge holder inside
Delivery Van, Kombi, Microbus 9 seater, Microbus Deluxe 9 seater, 4.1955 until 7.1963

211813225


20741



Engine lid hinge holder inside
Delivery Van, Kombi, Microbus 9 seater, Microbus Deluxe 9 seater, 8.1963 until 7.1967

211813217

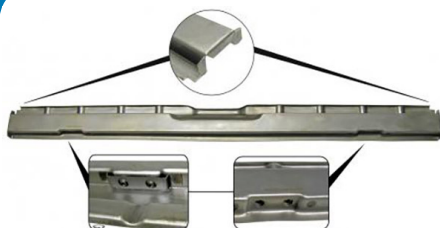
20828



Engine lid hinge holder outside
Delivery Van, Kombi, Microbus 9 seater, Microbus Deluxe 9 seater, 4.1955 until 7.1963

211813227


20838



Engine lid hinge holder outside
Delivery Van, Kombi, Microbus 9 seater, Microbus Deluxe 9 seater, 8.1963 until 7.1966

211813227B

20899



Engine lid hinge holder outside
Delivery Van 8.1966 until 7.1971, Kombi 8.1966 until 7.1971, Microbus 9 seater 8.1966 until 7.1967, Microbus Deluxe 9 seater 8.1966 until 7.1967, Microbus 8 seater 8.1967 until 7.1971, Microbus Deluxe 8 seater 8.1967 until 7.1971, Ambulance 8.1967 until 7.1971

211813227D

26429



Engine lid catch
Bus 8.1965 until 7.1971, Thing

211813259B


26821



D-pillar gusset triangle left
Bus 3.1950 until 7.1967

211801581AB

26822




D-pillar gusset triangle right
Bus 3.1950 until 7.1967

211801582AB

Group 813 : Boot floor, Rear panels, Rear corners

04175



Preformed engine seal retaining strip rear
Beetle, Karmann Ghia, Bus until 7.1971, Thing

111813187B• 133813187

817
Roof

27565



Seal air duct control flap (for both flaps)
Bus 4.1955 until 7.1967

27567



Seal main fresh air duct flap (rubber)
Bus until 7.1967

27566



Fresh air flap seal in air duct (foam rubber)
Bus 8.1965 until 7.1967

211817773A

26872



Air duct cover plate
Bus until 7.1967

211817753

27569



Seal air duct cover plate
Bus until 7.1967

211817757



Group 817 : Roof

03488



Luggage rack straps brown leather (Per Pair)

03486



Luggage rack straps camel colour leather (Per Pair)

20486



Classic roof rack painted grey
Bus until 7.1979 size 50 cm x
112 cm

20487




Classic roof rack painted
grey/polished upper frame
Bus until 7.1979 (size 108 cm
x 105 cm)

20499



Classic roof rack Stainless
Steel
Bus until 7.1979 (size 108 cm
x 105 cm)

26825



Roof gutter
Bus until 7.1967

211817537

26826



Roof corner repair part rear
left of right (each)
Bus until 7.1967

27571



Fresh air flap knob silver
beige
Bus 4.1955 until 7.1967

221817793

27570



Fresh air flap knob black
Bus 4.1955 until 7.1967

211817793

Group 817 : Roof

 27573



Fresh air distribution knob
silver beige
Bus 4.1955 until 7.1967

221817847

 27572



Fresh air distribution knob
black
Bus 4.1955 until 7.1967

211817847

 27568



Stops main fresh air duct flap
(Per Pair)
Bus until 7.1967

827

Engine lid, rear
hood and relatives

 18601



Automatic fire extinguishing
system
Karmann Ghia, Bus, Thing

 29740



Bolt for engine- and side
compartment spring
Bus 1963 (VIN 1222 026) and
later

211827409A

 29744



Guide Roller engine/side
compartment spring (Per
Pair)
Bus 1963 until 1973 (VIN 294
2057 948)

211827423

 29739



Engine- or side storage
compartment lid spring
Bus Engine lid all models until
1963 (VIN 1 222 025), Side
storage compartment lid Pickup
until 1963 (VIN 1 222 025)

211827375

 29741



Engine- or side storage compartment
lid spring
Bus Engine lid all models except
Pickup with a widebed 1963 (VIN 1
222 026) until 7.1971, Side storage
compartment lid Pickup except
models with a widebed 1963 (VIN 1
222 026) and later

211827401 • 245827401



Group 827 : Engine lid, rear hood and relatives

20158



Engine- or side cargo storage compartment lid hinges (Per Pair)
Bus Engine lid all models 4.1955 until 7.1976, Side storage compartment lid Pickup until 7.1976

261829551

27451



Engine- or side cargo storage compartment lid hing seals (Per Pair)
Bus Engine lid all models 4.1955 until 7.1976, Side storage compartment lid Pickup until 7.1976

261829573• 261829573B

23158



Engine lid
Delivery Van, Kombi, Microbus 9 seater (except deluxe models), 4.1955 until 1958 (VIN 351 735)

211827025

27423



Engine lid hinge
Bus until 3.1955

211827321

00720



Engine lid lock seal
Beetle 8.1964 until 7.1971, Bus 8.1965 until 7.1967

111827517A

00429



Engine lid lock with keys
Beetle 8.1966 until 7.1971, Bus 8.1966 until 7.1967

113827503F• 111827517A• N122262• N141301

03430



Engine lid lock with keys
Beetle 8.1964 until 7.1966, Bus Germany 8.1965 until 7.1966, Brasil 1967 until 1997

113827503A• 111827517A• N120051• N141312

20439



Engine lid lock escutcheon
Bus until 7.1965

261827575

27720



Engine lid lock escutcheon seal
Bus until 7.1965

261827579

Group 827 : Engine lid, rear hood and relatives

27450



Engine lid seal
Bus 4.1955 until 7.1967

261827711

03697



Oil pump cover nuts with seal ring (4 pieces)
Type-1 engines 1200cc until 1967 (D 0 230 000), 1300cc until 1967 (E 0 013 650 and F 1 225 017), 1500cc until 1967 (L 0 018 099 and H 0 822 051), Type-3 engines 1500cc until 1967 (K 0 090 195), 1600cc until 1967 (T 0 445 097)

20977



Uncut key (L profile)
Bus 8.1966 until 7.1970 (used for all locks), Thing until 7.1970 (used for all locks)

111837219AS67

23446



Striker plate wedge (each)
Bus 8.1963 until 7.1971 rear hatch, Bus 8.1966 until 7.1979 Pickup side compartment

211829223

20430



Square key (each)
Bus

261829565A

20965



Fuel flap lock seal
Bus until 7/1966

261829661

23485



Fuel door lock assembly
Bus until 7.1966

261829651 • 261829661

829

Cargo door/lid and relatives



Group 829 : Cargo door/lid and relatives

00767



Glove box/fuel flap stops (Per Pair)
Beetle glove box (cars without dashboard cover), Beetle fuel flap 8.1967 and later, Bus fuel flap until 7.1979, Type 3 fuel flap all years

111857145• 111857145A• N0200291

20972



Door handles, ignition switch and rear hatch handle kit with one key
Bus 4.1955 until 7.1958

211837205B• 211829231A• 211841635B• 211905811C

20973



Door handles, ignition switch, side cargo door and rear hatch handle kit with one key
Kombi, Microbus 9 seater, Microbus Deluxe 9 seater, Ambulance, 8.1958 until 12.1960

211837205B• 211829231A• 211841635B• 211905811C• 221841631E• 221841631C

20974



Door handles, ignition switch, side cargo door and rear hatch handle kit with one key
Kombi, Microbus 9 seater, Microbus Deluxe 9 seater, Ambulance, 1.1961 until 1963 (VIN 1 222 025)

211837205D• 221837206• 211829231A• 211841635B• 211905811C• 221841631E• 221841631C

23311



Cargo door and tail gate lock gasket (each)
cargo doors Bus until 7.1967, tail gate Bus all models until 7.1963 and ambulance 8.1963 until 7.1966

211841637

20163



Tail gate
Delivery Van, Kombi, Microbus 8 seater, 4.1955 until 7.1963

211829105

27543



Tailgate hinge beading
Bus until 7.1963

211829191A

23440



Tailgate lock mechanism
Bus 4.1955 until 7.1963

211829211

23439



Rear hatch striker plate
Bus until 7.1963

211829221A

Group 829 : Cargo door/lid and relatives

23448



Tailgate side guide plates on the body (Per Pair)
Bus 8.1963 until 1971 (VIN 291 2168 836), Type 3 Squareback

361827185A

23447



Tailgate side guide plates on the tailgate (Per Pair)
Bus 8.1963 until 1971 (VIN 291 2168 836), Type 3 Squareback

361827195

23310



Tail gate lock gasket
Bus 8.1966 until 7.1971

211829233

33312



Tail gate lock gasket (each)
Bus Delivery Van, Kombi, Microbus 9 seater, Microbus Deluxe 9 seater, 8.1963 until 7.1967, Type 3 Squareback, Vanagon/T25 until 8.1983 (VIN 2--E-005 433)

361827527

29741



Engine- or side storage compartment lid spring
Bus Engine lid all models except Pickup with a widebed 1963 (VIN 1 222 026) until 7.1971, Side storage compartment lid Pickup except models with a widebed 1963 (VIN 1 222 026) and later

211827401 • 245827401

20158



Engine- or side cargo storage compartment lid hinges (Per Pair)
Bus Engine lid all models 4.1955 until 7.1976, Side storage compartment lid Pickup until 7.1976

261829551

27451



Engine- or side cargo storage compartment lid hing seals (Per Pair)
Bus Engine lid all models 4.1955 until 7.1976, Side storage compartment lid Pickup until 7.1976

261829573 • 261829573B

20977



Uncut key (L profile)
Bus 8.1966 until 7.1970 (used for all locks), Thing until 7.1970 (used for all locks)

111837219AS67

27448



Side storage compartment seal
Bus until 7.1979 Pickup

261829571



Group 829 : Cargo door/lid and relatives

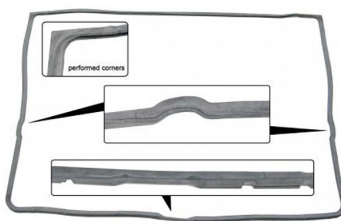
 27446



Rear hatch seal
Bus until 7.1963

211829193


 27447



Rear hatch seal
Bus 8.1963 until 7.1971

211829193C

 23441



Striker plate
Bus 8.1963 until 7.1967 rear
hatch and 8.1966 until 7.1979
Pickup side compartment

211829221B

 23446



Striker plate wedge (each)
Bus 8.1963 until 7.1971 rear
hatch, Bus 8.1966 until 7.1979
Pickup side compartment

211829223

 20438



Chrome rear hatch T-handle
with lock
Bus until 7.1963 all models,
8.1963 until 7.1966 only
Ambulance

211829231A

 20424



Chromed rear hatch handle
with lock
Bus 8.1966 until 7.1971

211829231G

 20394



Chrome escutcheon for the tail
gate and cargo door handles
(each)
cargo doors Bus 4.1955 until
7.1967, tail gate Bus all models
until 7.1963 and ambulance
8.1963 until 7.1966

211841635B

 20431



Square key holder (each)
Bus

211863125

Group 831 : Doors, Repair panels, Seals

831

Doors, Repair panels, Seals

03716



Cover plug 24 mm semi translucent (Per Pair) various applications for Beetle, Karmann Ghia, Bus until 7.1967

211831449

20807



Door bottom left Bus 3.1950 until 7.1967

211831057R

20808



Door bottom right Bus 3.1950 until 7.1967

211831058R

20826



Lower Door skin left Bus 3.1950 until 7.1967

211831055R

20827



Lower Door skin right Bus 3.1950 until 7.1967

211831056R

27441



Door seal kit for left and right A-quality Bus until 7.1967

211831711A• 211831721A•
211831725A• 211841825

27440



Door seal kit for left and right B-quality Bus until 7.1967

211831721A• 211831725A

23484



Hinge covers polished aluminum (2 pieces) Bus until 7.1967



Group 831 : Doors, Repair panels, Seals

 20159



Upper door hing left
Bus until 7.1967

211831401 • 211831405

 20161



Lower door hing left
Bus until 7.1967

211831411

 20160



Upper door hing right
Bus until 7.1967

211831402 • 211831405

 20162



Lower door hing right
Bus until 7.1967

211831412

 24471



Cabin door hinge pin 1st
oversize (each)
Bus until 7.1967

 24472



Cabin door hinge pin 2nd
oversize (each)
Bus until 7.1967

 24470



Cabin door hinge pin stock
size (each)
Bus until 7.1967

211831421

Group 837 : Door parts, Keys

837

Door parts, Keys

 20719



Seals door handle (4 pieces)
Bus 8.1963 until 7.1968

211837209A • 211837211

 00721



Door handle seals (Per Pair)
Beetle until 7.1959, Bus until
1963 (VIN 1 222 025)

111837211

 27434



Cabin door horizontal
window channel stainless
steel (Per Pair)
Bus until 7.1967

 22411



Cabin door lock mechanism
left
Bus 1963 (1 222 026) until
7.1967

211837015F

 22413



Cabin door lock with internal
locking mechanism
Bus 8.1960 until 1963 (1 222
025)

211837016C

 22414



Cabin door lock with internal
locking mechanism
Bus until 7.1960

211837016B


 22412



Cabin door lock mechanism
right
Bus 1963 (1 222 026) until
7.1967

211837016F

 22418



Cabin door lock without
internal locking mechanism
Bus until 7.1960

211837015B

Group 837 : Door parts, Keys

 22419



Cabin door lock without internal locking mechanism
Bus 8.1960 until 1963 (1 222 025)

211837015C

 20428



Cabin door handles chrome (matching keys) (Per Pair)
Bus 1963 (VIN 1 222 026) until 7.1968

211837205F• 211837205K•
211837205J

 23425



Cabin door handle chrome with lock (each)
Bus 1.1961 until 1963 (VIN 1 222 025)

211837205D


 23426



Cabin door handle chrome without lock (each)
Bus 1.1961 until 1963 (VIN 1 222 025)

221837206

 23438



Cabin door striker plate (each)
Bus until 1963 (1 222 025)

211837295A

 23443



Cabin door striker plate left
Bus 1963 (VIN 1 222 026) until 7.1966

211837295B

 23444



Cabin door striker plate right
Bus 1963 (VIN 1 222 026) until 7.1966

211837296

 03711



Door centering wedges (4 pieces)
Beetle until 1953 (VIN 1-441 707), Bus until 1963 (VIN 1 222 025)

111837277

 04394



Door locking rod left or right (each)
Beetle 10.1952 until 7.1955, Bus 1.1953 until 1963 (VIN 1 222 025)

111837193A

Group 837 : Door parts, Keys

23445



Door striker plate wedge (each)
 Bus 1963 (VIN 1 222 0126) until
 7.1979 cabin door, Bus 8.1967
 until 7.1979 sliding door and
 Pickup double cab door, Thing
 door

211837277

03425



Door handle chrome with
 lock (each)
 Beetle until 7.1955, Bus
 Germany until 12.1960, Brasil
 Kombi 1500 until 1974

211837205B• 113837205

03426



Door handle chrome without
 lock (each)
 Beetle until 7.1955, Bus
 Germany until 12.1960, Brasil
 Kombi 1500 until 1974

113837206

20972



Door handles, ignition switch
 and rear hatch handle kit
 with one key
 Bus 4.1955 until 7.1958

**211837205B• 211829231A•
 211841635B• 211905811C**

20973



Door handles, ignition switch,
 side cargo door and rear hatch
 handle kit with one key
 Kombi, Microbus 9 seater,
 Microbus Deluxe 9 seater,
 Ambulance, 8.1958 until 12.1960

**211837205B• 211829231A• 211841635B•
 211905811C• 221841631E• 221841631C**

20974



Door handles, ignition switch,
 side cargo door and rear hatch
 handle kit with one key
 Kombi, Microbus 9 seater,
 Microbus Deluxe 9 seater,
 Ambulance, 1.1961 until 1963
 (VIN 1 222 025)

**211837205D• 221837206• 211829231A•
 211841635B• 211905811C• 221841631E•
 221841631C**

09735



Door inner handle chrome
 (standard) (each)
 Beetle 8.1955 until 7.1966,
 Karmann Ghia until 7.1963, Bus
 Germany until 1960 (VIN 575
 829), Brasil Kombi until 1974

113837225A

20413



Door inner handle chrome
 (each)
 Bus 1960 (VIN 575 830) until
 1965 (VIN 216 046 095)

241837225

20414



Door inner handle silver
 beige (each)
 Bus 1960 (VIN 575 830) until
 1965 (VIN 216 046 095)

211837225



Group 837 : Door parts, Keys

 20456



Door inner handle silver beige (each)
Bus 1965 (VIN 216 046 096) until 7/ 67

211837225B

 20412



Door inner handle black (each)
Bus 1960 (VIN 575 830) until 1965 (VIN 216 046 095)

211837225

 23409



Door handle escutcheons silver beige (Per Pair)
Bus 8.1958 until 1960 (only model 241,244), Bus 1960 until 1965 (all models)

211837235

 23410



Door handle escutcheons silver beige (Per Pair)
Bus 1965 (216 046 096) until 7.1967

131837597

 27431



Cabin door seals (windowframe top seals) (Per Pair)
Bus 1.1953 until 7.1967

211837835A

 20371



Door window divider bar polished stainless steel (Per Pair)
Bus until 7.1967

211837379

 20372



Door window divider bar clamping brackets (Per Pair)
Bus until 7.1967

211837455

 20669



Door window frame left
Bus until 7.1967

211837079B

 20672



Door window frame right
Bus until 7.1967

211837080B

Group 837 : Door parts, Keys

27437



Sliding window latch left
Bus 3.1955 until 7.1967

211837821A

27438



Sliding window latch right
Bus 3.1955 until 7.1967

211837822A

03435



Door pullers universal


21186



Seals door check rod (Per Pair)
Bus until 7.1967

211837349A

24285



Polished stainless steel door window lock catch strips (Per Pair)
Bus 4.1955 until 7.1967

211837813A• 211837814A

25618



Cargo door inner handle escutcheon spring (Per Pair)
Bus until 7.1967

221841647

20977



Uncut key (L profile)
Bus 8.1966 until 7.1970 (used for all locks), Thing until 7.1970 (used for all locks)

111837219AS67

03407



Window or door handle escutcheons ivory (Per Pair)
Beetle until 7.1955, Bus until 1960, Bus (model 241,244) until 7.1958

111837235

03406



Window or door handle escutcheons black (Per Pair)
Beetle until 7.1955, Bus until 1960, Bus (model 241,244) until 7.1958

111837235



Group 837 : Door parts, Keys

27432



Seal between window frame and door (Per Pair)
Bus until 7.1967

211837395 • 211837396

00370



Vent window antitheft locks (Per Pair)

25370



Vent window glass with frame and lock left
Bus 1.1953 until 7.1967

211837605A

25371



Vent window glass with frame and lock right
Bus 1.1953 until 7.1967

211837606A

00282



Vent window rivets set (Per Pair)
Beetle sedan, Bus until 7.1979, Type 3

N136612 • 111837637

00293



Vent window rivets (16 pieces), vent window locks Beetle sedan, Bus until 7.1979 (front and rear), Type 3, vent window frames Beetle sedan 8.1964 and later, Bus 8.1967 until 7.1979 (front and rear), Type 3

N137363 • N0137363

25372



Vent window hardware kit (for 1 vent window)
Bus until 7.1967

211837685

06462



Vent window wind deflector amber transparent (Per Pair)
Beetle, Bus, Type 3

06461



Vent window wind deflector bleu transparent (Per Pair)
Beetle, Bus, Type 3

Group 837 : Door parts, Keys

06465



Vent window wind deflector
polished stainless steel (Per
Pair)
Beetle, Bus, Type 3

06463



Vent window wind deflector
green transparent (Per Pair)
Beetle, Bus, Type 3

06464



Vent window wind deflector
clear transparent (Per Pair)
Beetle, Bus, Type 3

06460



Vent window wind deflector
red transparent (Per Pair)
Beetle, Bus, Type 3

27410



Vent window seal left
Bus until 7.1967

211837625

27411



Vent window seal right
Bus until 7.1967

211837626

00284



Vent window lock
Beetle sedan until 7.1964
(left), Beetle convertible until
7.1967 (left), Bus until 7.1967
(right)

113837639A

00285



Vent window lock
Beetle sedan until 7.1964
(right), Beetle convertible
until 7.1967 (right), Bus until
7.1967 (left)

113837640A

24284



Vent window lock latch plate
(each)
Bus 1957 (VIN 303 436) until
7.1967

211837635A



Group 837 : Door parts, Keys

 04631



Spring door handle (Per Pair)
Beetle until 7.1955, Bus until
12.1960

111837215

 20628



Spring door handle (Per Pair)
Bus 1.1961 until 1963 (VIN 1
222 025)

211837215A

 00346



Upright vent window seals
(Per Pair)
Beetle sedan until 7.1964, Bus
until 7.1967

211837629 • 111837465

 27433



Felt strip around door
windows (6 pieces)
Bus, 3.1950 until 7.1967

211898380

 20973



Door handles, ignition switch,
side cargo door and rear hatch
handle kit with one key
Kombi, Microbus 9 seater,
Microbus Deluxe 9 seater,
Ambulance, 8.1958 until 12.1960

211837205B • 211829231A • 211841635B •
211905811C • 221841631E • 221841631C

 20974



Door handles, ignition switch,
side cargo door and rear hatch
handle kit with one key
Kombi, Microbus 9 seater,
Microbus Deluxe 9 seater,
Ambulance, 1.1961 until 1963
(VIN 1 222 025)

211837205D • 221837206 • 211829231A •
211841635B • 211905811C • 221841631E •
221841631C

841

Side and cargo doors

Group 841 : Side and cargo doors

 20416



Cargo side door inner handle chrome
Bus until 7.1967

241841641

 20415



Cargo side door inner handle silver beige
Bus until 7.1967

211841641A466

 20419



Cargo side door inner handle black
Bus until 7.1967

 23313



Side door hinge pin (roll pins) (each)
Bus 1.1961 until 7.1967 side cargo doors, Bus Double Cab all years

211841509B

 29733



Check strap release pin
Bus side cargo doors all models until 7.1967, Bus Double Cab door 8.1967 and later

211809297

 29734



Check strap release pin bracket left
Bus side cargo doors all models until 7.1967, Bus Double Cab door 8.1967 until 7.1979

 29735



Check strap release pin bracket right
Bus side cargo doors all models until 7.1967, Bus Double Cab door 8.1967 until 7.1979

 20466



Cargo side door handle without lock chrome
Bus Germany until 3.1955, Brasil Kombi until 1974

221841631

 20882



Cargo door lower/inner part for the rear door
Bus 4.1955 until 7.1967



Group 841 : Side and cargo doors

 20883



Cargo door lower/inner part
for the front door
Bus 4.1955 until 7.1967

211801001

 20702



Cargo door outer panel with
reinforcement (rear)
Bus until 7.1955

211801001


 20704



Outer panel cargo door and
reinforced
Bus until 7.1955

211801002

 20880



Cargo door outer panel
underside rear door
Bus until 7.1967

211843103

 20881



Cargo door outer panel
underside front door
Bus until 7.1967

211843102

 23880



Cargo door three-quarter
outer panel rear door
Bus 4.1955 until 7.1967,
Specificaties Hoogte: 75 cm

 23881



Cargo door three-quarter
outer panel front door
Bus 4.1955 until 7.1958,
Specificaties Hoogte: 75 cm

 23882



Cargo door three-quarter
outer panel front door
Bus 8.1958 until 7.1963,
Specificaties Hoogte: 75 cm

 23883



Cargo door three-quarter
outer panel front door
Bus 8.1963 until 7.1967,
Specificaties Hoogte: 75 cm

Group 841 : Side and cargo doors

23311



Cargo door and tail gate lock gasket (each)
cargo doors Bus until 7.1967,
tail gate Bus all models
until 7.1963 and ambulance
8.1963 until 7.1966

211841637

27480



Stop cargo door (height 21
mm) (each)
Bus until 7.1967

211841691A

27481



Stop cargo door (height 26
mm) (each)
Bus 1964 (VIN 215 031 090)
until 7.1967

211841691B

20977



Uncut key (L profile)
Bus 8.1966 until 7.1970 (used
for all locks), Thing until
7.1970 (used for all locks)

111837219AS67

20434



Chrome cargo side door
handle with lock
Panel Van 8.1958 (VIN 1 222
026) until 7.1966

**211841631C• 211841631E• 111813581•
211841637• 211841635B• N120051•
N141312**

20394



Chrome escutcheon for the tail
gate and cargo door handles
(each)
cargo doors Bus 4.1955 until
7.1967, tail gate Bus all models
until 7.1963 and ambulance
8.1963 until 7.1966

211841635B

22416



Cargo side door inner
handle escutcheon polished
stainless steel (each)
Bus until 7.1967

221841645B

29736



Side cargo door check strap
including bracket (each)
Bus Side cargo doors and
Pickup double cab door 1.1961
until 7.1967, Pickup double
cab door 8.1967 until 7.1979

211841387A

29737



Side cargo door check strap
including bracket (each)
Bus until 12.1960 included
Pickup double cab door

211841387• 211841389



Group 841 : Side and cargo doors

24481



Cargo door or double cab door hing pin plugs (8 pieces)
Bus cargo doors 1.1961 until 7.1967, double cab models until 7.1979

211841529

24482



Cargo door or double cab door hing bolt covers (4 pieces)
Bus cargo doors until 7.1967, double cab models until 7.1979

211841549

27444



Side cargo door seal kit
A-quality
Bus until 7.1967

211841821• 211841823A•
211841829• 211841825

27445



Side cargo door seal kit
B-quality
Bus until 7.1967

211841819A• 211841821A• 211841823B•
211841825• 211841829• 211841821•
211841823A

20467



Cargo side door lock mechanism
Bus until 7.1967

211841605D

22417



Cargo side door lock knob with mounting pin
Bus until 7.1967

221841611• N133311

23437



Cargo door striker plate (side)
Bus until 7.1967

211841771

20465



Side cargo storage door lock cover
Bus Pickup until 7.1966

211841635

20964



Side cargo storage door lock cover seal
Bus Pickup until 7.1966

211841639

Group 843 : Sliding door

843 Sliding door

26392



Seal between sliding door
and rosette
Bus until 7.1973

211843713A

20977



Uncut key (L profile)
Bus 8.1966 until 7.1970 (used
for all locks), Thing until
7.1970 (used for all locks)

111837219A567

20383



Trim sliding door inner top
track cloud white
Bus 1963 (1 096 222) until
7.1979

221843196

20786



Sliding door inner repair
panel
Bus until 7.1979

211843109

20684



Sliding door outer repair
panel
Bus until 7.1979

211843107

20785



Sliding door outer repair
panel
Bus until 7.1979

211843107

26870



Sliding door outer repair
panel
Bus until 7.1979

211843107

24623



Sliding door hinge locking
hook return spring (2-part)
Bus until 1983 (VIN 2--E-
037407) replace the double
spring, 1983 (VIN 2--E-037408)
until 7.1984 stock replacement

211843381A • 251843381 •
251843382



Group 843 : Sliding door


 20443



Sliding door wedge buffer
(each)
Bus until 7.1984

211843471


 29002



Rear window clear glass (not heated)
Delivery Van, Kombi, Microbus 8 seater, Microbus Deluxe 8 seater, Microbus 9 seater, Microbus Deluxe 9 seater, 8.1963 until 7.1979

211845501D

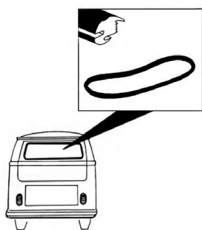
 27403



Rear window seal standard
Bus 8.1963 until 7.1967
(except Pickup)

211845521B

 27405



Rear window seal standard
Bus 3.1955 until 7.1963
(except Samba and Pickup)

211845521A

 27406



Rear window seal standard
Bus 3.1955 until 7.1963
(samba only)

241845521A

 27408



Rear window seal standard
Bus until 1965 (VIN 295 190 000) Pickup only

211845521

845

Window glass, Seals

Group 845 : Window glass, Seals

27409



Rear window seal standard
Bus 1965 (VIN 216 000 001)
until 7.1967 Pickup only

261845521


27407



Cal look rear window seal
Delivery Van, Kombi,
Microbus 8 seater, Microbus
Deluxe 8 seater, Microbus
9 seater, Microbus Deluxe 9
seater, 8.1963 until 7.1979

211845521D

27417



Cal-look stationary side
window seal (each)
Bus until 7.1967


221845321

27400



Cal-look front window seal
(each)
Bus until 7.1967

27418



Roof window seal standard
(each)
Bus until 7.1967 (Samba)

241845621

29012



Door sliding window clear
glass (each)
Bus 1.1953 until 7.1967

211845225A

27430



Door window divider bar
glass seals (Per Pair)
Bus until 7.1967

211845231

27420



Easyfit pop-out seal between
frame and glass (each)
Bus until 7.1967

27419



Rear corner window seal
standard (each)
Bus until 7.1963

241845421

Group 845 : Window glass, Seals

 20283



Seal between glass and vent window frame (Per Pair)
Bus until 7.1967

221845295A

 20444



Safari window glass seals (Per Pair)
Bus until 7.1967

211845123B

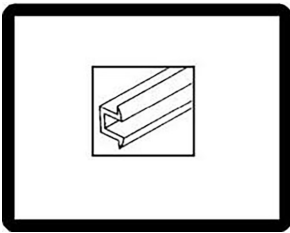
 27517



Cab divider window seal
Bus 3.1955 until 7.1979

211845171A

 27424



Stock pop-out seal between frame and glass (each)
Bus until 7.1967

221845325B

 29011



Fixed door window clear glass (each)
Bus until 7.1967

211845227

 29031



Fixed side window clear glass (each)
Kombi, Microbus 9 seater, Microbus Deluxe 9 seater, until 7.1967

221845301

 29001



Heated rear window clear glass
Delivery Van, Kombi, Microbus 8 seater, Microbus Deluxe 8 seater, Microbus 9 seater, Microbus Deluxe 9 seater, 8.1963 until 7.1979

211845495


 29030



Windscreen clear glass (each)
Bus 4.1955 until 7.1967

211845101E • 211845102B

 27401




Front window seal standard left
Bus 3.1955 until 7.1967

211845121A

Group 845 : Window glass, Seals


27402



Front window seal standard
right
Bus 3.1955 until 7.1967

211845122A

27413



Side Window seal standard
(stationary) (each)
Bus until 7.1967

221845321

847

Safari, pop-out,
rear side windows

27420



Easyfit pop-out seal between
frame and glass (each)
Bus until 7.1967

27427



Pop-out latch spacer (each)
Bus until 7.1967

221847213

20374



Pop-out extended spoon
latch (each)
Bus until 7.1967

221847081C

20384



Pop-out latch knobs silver
beige (4 pieces)
Bus until 7.1967

221847245D

20373



Pop-out latch with silver
beige knobs (each)
Bus 1954 (VIN 20-76 674)
until 7.1967

221847081D



Group 847 : Safari, pop-out, rear side windows

27425



Pop-out catch fixing plate (each)
Bus until 7.1967

221847219


27422



Pop-out frame (polished aluminum) including glass (each)
Bus 1954 (VIN 20 76 673) until 7.1967

221847105A

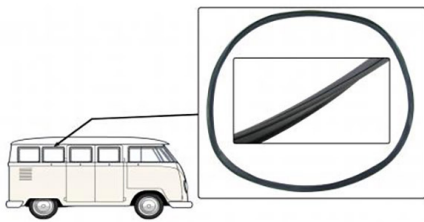
27426



Pop-out side window seal on body A-quality (each)
Bus until 7.1967

221847135A


27416



Pop-out side window seal on body B-quality (each)
Bus until 7.1967

221847135A


27415



Pop-out side window seal on window frame (each)
Bus until 7.1967

211847131A

27414



Pop-out side frame raw metal including window frame seal (each)
Bus 1954 (VIN 20 76 673) until 7.1967

221847105A • 211847131A

20396



Safari window kit polished stainless steel
Bus 4.1955 until 7.1967

211847541B • 211847542B • 211847441 • 211847431 • 211845103C • 211845104B • 211845123B • N160601 • N115262 • 211847495 • 211847573B • N139681 • N142161 • 211847515 • 211847516

20395



Safari window kit matt black primed aluminum
Bus 8.1964 until 7.1967

211847541B • 211847542B • 211847441 • 211847431 • 211845103C • 211845104B • 211845123B • N160601 • N115262 • 211847495 • 211847573B • N139681 • N142161 • 211847515 • 211847516 • 211847412B • 211847411B • 211955231 • N114801 • 211955225C

20442



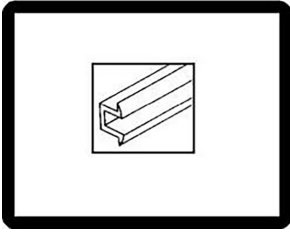
Safari window seal to body (Per Pair)
Bus 4.1955 until 7.1967

211847541B • 211847542B

2024 Catalogue

Group 847 : Safari, pop-out, rear side windows

27424



Stock pop-out seal between frame and glass (each)
Bus until 7.1967

221845325B

20370



Chrome safari windows latches including seals (Per Pair)
Bus until 7.1967

211847515• 211847516•
N142161

27421



Pop-out hinge Stainless Steel (Per Pair)
Bus until 7.1967

221809179

853

Molding, Emblem,
Body accessories

20564



Rear bench luggage bar
Bus 4.1955 until 7.1979

241853455• 241853459A•
241853461

20410



Rear hatch emblem "Volkswagen"
Bus 8.1963 until 7.1972, Type 3 Notchback and Fastback 1962 (VIN 95 100) until 7.1965

311853687

20567



Aluminum rear bench luggage bar end plugs (Per Pair)
Bus 4.1955 until 2.1961

241853459A

20482



Roof rack ladder Stainless Steel
Bus until 7.1979 rear only, use holder #20506 for side mounting

20506



Roof rack side ladder holder stainless steel
Bus until 7.1979



Group 853 : Molding, Emblem, Body accessories

 20459



Car cover
Bus universal for all models
including high roof and
campers

 20457



Car cover for indoor and
outdoor use
Bus until 7.1972 (excluded
high roof and campers)

 20959



Chrome roof gutter trim per
roll
Bus

 00445

Hotrod 

HOTROD emblem

 00444

Streetmachine 

STREETMACHINE emblem

 03959



Polished stainless steel roof
gutter end pieces (4 pieces)
the roof gutter trim #0959
and #20959

 20483



Polished stainless steel
engine vent trim kit (18
pieces)
Bus 4.1955 until 1963 (VIN 1
080 102)

 20484



Polished stainless steel
engine vent trim kit (20
pieces)
Bus 1963 (VIN 1 080 103)
until 7.1967

 00436



Enameled Wolfsburg emblem
(each)
replacement for hubcap
#2561, #2562 and #2563

241853597A • 241853599

Group 853 : Molding, Emblem, Body accessories

20235



Side step below cargo doors
Bus until 7.1979

00479



License plate mounting kit
Beetle USA models until
7.1967, Karmann Ghia USA
models until 7.1971, Bus USA
models until 7.1967

01168



License plate mounting set
Beetle, Karmann Ghia, Bus,
Type 3, Thing

00281



EMPI license plate holder
only for USA license plate

04307



License plate edge white
vinyl (each)
27.5 X 19.5 cm licence plates

04308



License plate edge white
vinyl (each)
44.5 X 10.5 cm licence plates

20577



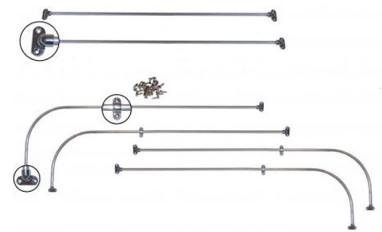
Plastic rear bench luggage
bar end plugs (Per Pair)
Bus 3.1961 until 7.1979

20570



Jailbar end piece (each)
Bus until 7.1967 rear and side
windows, Bus 8.1967 and
later only rear window

20563



Jailbar kit (2 rear side
windows and rear window)
Bus 3.1955 until 7.1963

241853459A

241853441

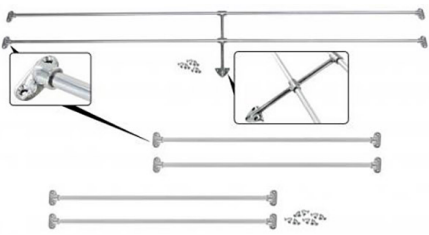
241853443 • 241853441 •
241853409 • 271853415 • N114601

2024 Catalogue



Group 853 : Molding, Emblem, Body accessories


20568



Jailbar kit (2 side windows and rear window)
Bus 8.1963 until 7.1967

241853417 • 241853445 •
241853441 • 211853427 • N114601

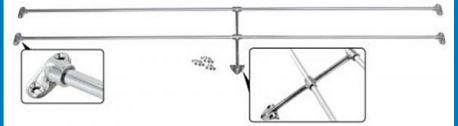
20560



Jailbars side window kit (for 2 side windows)
Bus 8.1963 until 7.1967

241853441 • 241853427 •
N114601


20561



Jailbar kit rear window
Bus 8.1963 until 7.1979

241853417 • 241853445 •
241853441 • N114601


20404



Samba rocker moldings (Per Pair)
Bus until 7.1967

241853571

20405



Samba side molding end caps (14 pieces)
Bus until 7.1967

241853579

27498



Samba molding filler insert
bleu roll of 16 meters
Microbus Deluxe 9 seater
until 7.1967

27497



Samba molding filler insert
green roll of 16 meters
Microbus Deluxe 9 seater
until 7.1967

N603103

27499



Samba molding filler insert
red roll of 16 meters
Microbus Deluxe 9 seater
until 7.1967

N603101

27496

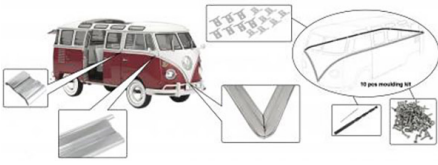


Samba molding filler insert
black roll of 16 meters
Microbus Deluxe 9 seater
until 7.1967

N603102

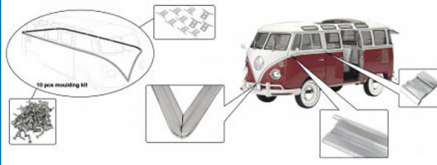
Group 853 : Molding, Emblem, Body accessories

20400



Samba moldings including endcaps and screws (10-part)
Bus until 7.1963 LHD (cargo doors right)

20402



Samba moldings including endcaps and screws (10-part)
Bus 8.1963 until 7.1967 LHD (cargo doors right)

04300



Chromed aluminum license plate holder
Licence plate dimensions,
Length: 445mm, Width: 105mm

04302



Chromed aluminum license plate holder
Licence plate dimensions,
Length: 520mm, Width: 110mm

04305



Chromed aluminum license plate holder
Licence plate dimensions,
Length: 275mm, Width: 195mm

04306



Chromed aluminum license plate holder
Licence plate dimensions,
Length: 340mm, Width: 210mm

00410



Volkswagen manuscript emblem
universal emblem



Group 857 : Dashboard, Sun visor, Safety belt, Mirror

857

Dashboard, Sun visor, Safety belt, Mirror

00568



5 panel custom interior mirror

02758



Adapter ring for 52 mm gauges
Bus until 7.1967

04663



Billet choke, light switch or ashtray knob (each)
Beetle 10.1952 until 7.1966,
Karmann Ghia until 9.1957,
Bus until 7.1966, Type 3
8.1963 until 7.1965

20500



Interior mirror
Bus 3.1955 until 1965 (VIN
215 099 005) LHD

20501



Interior mirror
Bus 1965 (VIN 215 009 006)
until 7.1967 LHD

211857511A

211857511B

00467



Baby turbo exterior mirror
(each)

00349



Bullet exterior mirror chrome
(each)

20474



Exterior mirror including
clamp stainless steel
B-quality (each)
Bus until 7.1967

211857545

Group 857 : Dashboard, Sun visor, Safety belt, Mirror

 20470



Exterior mirror stainless steel including clamp A-quality (each)
Bus until 7.1967

211857513

 20464



Exterior mirror mounting clamp stainless steel (each)
Bus until 7.1967

211857545

 20473



Exterior mirror elephant ear left or right (each)
Bus until 7.1967

 20460



Exterior mirror arm polished stainless steel (Per Pair)
Bus until 7.1967

 20462



Exterior mirror arm painted grey left
Bus until 7.1967

 20463




Exterior mirror arm painted grey right
Bus until 7.1967

211857527A • 211837677 • N110182 • 211837659

211857528A • 211837677 • N110182 • 211837659

 04656



Choke, light switch or ashtray knob ivory (each)
Beetle 10.1952 until 7.1966,
Karmann Ghia until 9.1957,
Bus until 7.1966, Type 3
8.1963 until 7.1965

113941541

 04655



Choke, light switch or ashtray knob silver beige (each)
Beetle 10.1952 until 7.1966,
Karmann Ghia until 9.1957,
Bus until 7.1966, Type 3
8.1963 until 7.1965

113941541

 04654



Choke, light switch or ashtray knob black (each)
Beetle 10.1952 until 7.1966,
Karmann Ghia until 9.1957,
Bus until 7.1966, Type 3
8.1963 until 7.1965

111941541



Group 857 : Dashboard, Sun visor, Safety belt, Mirror

 22710



Dashboard ashtray painted in grey primer
Bus 4.1955 until 7.1967

211857305

 04549



Dashboard radio cover
Beetle all models 8.1957 until 7.1967 and VW1200, VW1300, VW1500 and 1302 8.1967 and later, Karmann Ghia 8.1965 until 7.1966, Bus 8.1966 until 7.1967

111857233A

 23389



Assist strap cloud white (each)
Mircobus Deluxe 8 seater until 7.1979

241857613A

 03069



Lap seat belt black (each)
Beetle 8.1964 and later, Karmann Ghia 8.1964 and later, Bus 8.1966 and later, Type 3 6.1964 and later, Thing

 03080



Lap seat belt with Wolfsburg emblem beige (Per Pair)
Beetle 8.1964 and later, Karmann Ghia 8.1964 and later, Bus 8.1966 and later, Type 3 6.1964 and later, Thing

 03081



Lap seat belt with Wolfsburg emblem grey (Per Pair)
Beetle 8.1964 and later, Karmann Ghia 8.1964 and later, Bus 8.1966 and later, Type 3 6.1964 and later, Thing

 03082



Lap seat belt with Wolfsburg emblem red (Per Pair)
Beetle 8.1964 and later, Karmann Ghia 8.1964 and later, Bus 8.1966 and later, Type 3 6.1964 and later, Thing

 03079



Lap seat belt with Wolfsburg emblem black (Per Pair)
Beetle 8.1964 and later, Karmann Ghia 8.1964 and later, Bus 8.1966 and later, Type 3 6.1964 and later, Thing

 24088



Coat hook cloud white (each)
Bus 8.1963 until 7.1979

221857629

Group 857 : Dashboard, Sun visor, Safety belt, Mirror

20478



Elephant ear exterior mirror impact rubber (grey) (Per Pair)
Bus until 7.1967

03076



Retractable 3-point seat belt beige (each)
Beetle 8.1964 and later (use also #3074), Karmann Ghia 8.1964 and later, Bus 8.1966 until 7.1967, 8.1967 until 7.1979 (use also #23072 or #23073), 8.1979 and later, Type 3 6.1964 and later, Thing all years

03073



Retractable 3-point seat belt grey (each)
Beetle 8.1964 and later (use also #3074), Karmann Ghia 8.1964 and later, Bus 8.1966 until 7.1967, 8.1967 until 7.1979 (use also #23072 or #23073), 8.1979 and later, Type 3 6.1964 and later, Thing all years

03072



Retractable 3-point seat belt red (each)
Beetle 8.1964 and later (use also #3074), Karmann Ghia 8.1964 and later, Bus 8.1966 until 7.1967, 8.1967 until 7.1979 (use also #23072 or #23073), 8.1979 and later, Type 3 6.1964 and later, Thing all years

00573



Retractable 3-point seat belt black (each)
Beetle 8.1964 and later (use also #3074), Karmann Ghia 8.1964 and later, Bus 8.1966 until 7.1967, 8.1967 until 7.1979 (use also #23072 or #23073), 8.1979 and later, Type 3 6.1964 and later, Thing all years

03071



Static 3-point seat belt black (each)
Beetle 8.1964 and later, Karmann Ghia 8.1964 and later, Bus 8.1966 and later, Type 3 6.1964 and later, Thing

03085



Seat belt retractor (2 point belts) (each)

03084



Seat belt adapter plugs (Per Pair)
Beetle 8.1961 until 7.1964, Karmann Ghia 8.1961 until 7.1964, Bus 8.1963 until 7.1966, Type 3 until 5.1964

04573

Geen afbeelding beschikbaar
No image available
Image non disponible



Seat belt extender (each)
Minimum extension: 11 cm,
Maximum extension: 44 cm

111857727



Group 857 : Dashboard, Sun visor, Safety belt, Mirror

 23074



Seat belt bracket mounting nuts (Per Pair)
Thread size: 7/16 UNF,
Thickness: 9.47mm, Wrench size: 11/16

 22711



Chromed dashboard ashtray
Bus 4.1955 until 7.1967

221857305

 20468



Strengthened stainless steel
"Harp" exterior mirror arm
(Per Pair)
Bus until 7.1967

 20581



Sun visors with mirror white
(Per Pair)
Bus until 7.1967

 20556



Sun visors without mirror
white (Per Pair)
Bus until 7.1967

 20582



Sun visors without mirror
black (Per Pair)
Bus until 7.1967

 50610



Sound absorber self-adhesive
250 x 450 x 2.4 mm (each)
Beetle, Karmann Ghia,
Vanagon/T25, Type 3, used
on several places

323863950 • 111837807A •
111837807C

 27471



Handbrake boot
Bus 5.1960 until 7.1979

211863341

863

Carpet, Luggage compartment upholstery

Group 863 : Carpet, Luggage compartment upholstery


20539



Rubber floor mat under seats
grey (Per Pair)
Bus 1962 (VIN 1 045 237)
until 7.1967

234853665

20544



Rubber floor mat passenger
compartment
Bus Microbus 8 seater, Microbus
Deluxe 8 seater, Microbus 9
seater, Microbus Deluxe 9 seater,
1959 (VIN 501 707) until 7.1979

211863731 • 231863731

23552



Kick panels grey profiled fiber
board (Per Pair)
Bus 5.1960 until 1962 (1 043
450) LHD

211863111C • 211863112A

20552



Kick panels black vinyl
covered fiber board (Per Pair)
Bus 1964 (VIN 1285160) until
7.1967 (LHD)

211863111E • 211863112E

20542



Rubber floor mat crew cab
Bus until 7.1979 (Pickup only)

265863731


20534



Rubber mat between cabin
seats
Bus until 7.1967

211863781

20537



Floor mat front (rubber)
Bus 1959 (VIN 501 707) until
7.1967 (LHD)

211863711E

20543



Floor mat front (rubber)
Bus 3/ 55 until 1959 (VIN 501
706) (LHD)

211863711A



Group 867 : Door trim, Sidewall upholstery, Armrest, Headlining

867

Door trim, Sidewall upholstery, Armrest, Headlining


16409



Trim panel clips (15 pieces)
Beetle sunroof, 1200 1.1978 until 12.1985 rear, Karmann Ghia front, Bus until 7.1967 roof

N0143761 • N143761


20409



Trim panel panel clips (25 pieces)
Bus 1963 (1 222 026) until 7.1979

221867615A

22848



Cabin section headliner panels grey (Per Pair)
Bus Panel Van, Kombi and Ambulance until 7.1967

211867515 • 211867516

20386



Cab door grab handle ivory (Per Pair)
Bus 1965 (VIN 216 046 096) until 7.1967

211867161

09919



Damping felt headliner and seat pads (80 x 120 cm)
Beetle, Karmann Ghia, Bus, Type 3

23408



Door handle escutcheons black (Per Pair)
Bus 8.1958 until 1960 (only model 241,244), Bus 1960 until 1965 (all models)

211837235


22907



Headliner beading clouds white (581) per 695 cm
Bus 3.1961 until 7.1967

221867573D

22906



Headliner Bows (3.95 x 1530 mm) (5 pieces)
Bus, Type 3

Group 867 : Door trim, Sidewall upholstery, Armrest, Headlining

22855



Headliner perforated vinyl,
cab section, Off White
Bus 8.1963 until 7.1979 (2
bows)

22856



Headliner perforated vinyl,
Off White
Bus 8.1964 until 7.1979
Pickup single cab 2 bows)

22857




Headliner perforated vinyl,
Off White
Bus 8.1964 until 7.1974
Double Cab 4 bows

22851




Headliner perforated vinyl,
with ragtop, Off white
Bus 8.1963 until 7.1967 (5
bows)

22900



Headliner perforated vinyl,
without ragtop, Off White
Bus 8.1955 until 7.1963 (5
bows)

22901



Headliner perforated vinyl,
without ragtop, Off White
Bus 8.1963 until 7.1967 (5
bows)

02930



Headliner bow covers (14
pieces)
Beetle sedan, Bus, Type 3

113867649

22849



Headliner triangles behind
sun visors textured (Per Pair)
Bus until 7.1967

221867519

20555



Storage pockets with cup
holder (Per Pair)
Bus

Group 867 : Door trim, Sidewall upholstery, Armrest, Headlining

 27490



Hinge covers (Per Pair)
Bus 8.1963 until 7.1967

211867529

 03169



Press Fasteners with screws
(set)

871

Convertible top,
mechanism

 02842



Chrome ragtop handle
Beetle until 7.1962, Bus until
1964 (VIN 1 260 106)

875

Folding roof

115875221A

Group 881 : Front seats, Padding, Upholstery

881

Front seats,
Padding,
Upholstery

27485



Front seat backrest stops (4 pieces)
Bus 8.1962 until 7.1967

211881865A

27484



Steering column and cabin bench seat stop (each)
Steering column, Beetle export models and convertible 8.1959 until 7.1970, VW1200, VW1300 and VW1500 8.1964 and later, Karmann Ghia 8.1959 and later, Bench bottom, Bus all models cabin bench until 7.1962, Pickup double cab rear bench until 7.1979

211881895A

09919



Damping felt headliner and seat pads (80 x 120 cm)
Beetle, Karmann Ghia, Bus, Type 3

03115



Poly high back seat (each)

03116



Seat cover (each)
for the Poly high back seat #3115

03173




Hog ring fasteners (100 pieces) including plier for fastening seat upholstery

23522



Horsehair padding, backrest, 2/3 front bench (each)
Bus 8.1962 until 7.1976

23521



Horsehair padding, backrest, cab front seat (each)
Bus 8.1962 until 7.1967

211881776A

211881775A



Group 881 : Front seats, Padding, Upholstery


23523



Horsehair padding, backrest, cab front seat (each)
Bus 8.1967 until 7.1974

211881775C

23520



Horsehair padding, bottom or backrest, front bench (each)
Bus 8.1955 until 7.1962 cab, Bus 8.1958 until 7.1979 Double Cab

211881375

23531



Horsehair padding, bottom, 2/3 front bench (each)
Bus 8.1962 until 7.1976

211881370A

23530



Horsehair padding, bottom, cab front seat (each)
Bus 8.1963 until 7.1967

211881369B

03111



Seat and bench frame upholstery welding tabs (10 pieces)

03102



Seat rails and back rest adjusting knob silver beige (Per Pair)
Beetle seat rails: export models, VW1300, VW1500, 1302 and 1303 until 7.1972, standard models and VW1200 8.1965 until 7.1972, back rest: 8.1972 until 7.1975, Karmann Ghia all, Bus until 7.1979, Type 3 1972 (VIN 312 2133 001) and later, Thing all

111881251466

03101



Seat rails or back rest adjusting knob black (Per Pair)
Back rest Beetle 8.1972 until 7.1975, Seat rails Beetle, export models, VW1300, VW1500, 1302 and 1303 until 7.1972, standard models and VW1200 8.1965 until 7.1972, Karmann Ghia all years, Bus until 7.1979, Type 3 1972 (VIN 312 2133 001) and later, Thing all years

113881251C • 111881251B043

03110




Universal seat frame (each)

Group 883 : Mid seat, padding, fixing material Bus

883

Mid seat, padding,
fixing material Bus


29117



Grab handle for the front rear
bench sienna beige (2-part)
Bus 7.1963 until 7.1967

221883807A • 221883809A •
221883823

20721



Middle bench mounting
plate (each)
Bus until 7.1967

211883800


23541



Horsehair padding, folding
section of backrest, 2/3
middle bench
Bus 3.1955 until 7.1979

211883755

23542



Horsehair padding, backrest,
3/4 middle bench
Bus 3.1955 until 7.1979

211883777

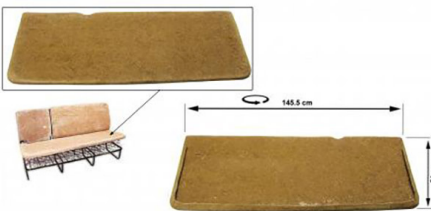
23540



Horsehair padding, fixed
section of backrest, 2/3
middle bench
Bus 3.1955 until 7.1979

211883775


23545



Horsehair padding, bottom,
2/3 middle bench
Bus 3.1955 until 7.1979

211883373

23546



Horsehair padding, bottom,
3/4 middle bench
Bus 3.1955 until 7.1979

211883375

03111



Seat and bench frame
upholstery welding tabs (10
pieces)

Group 885 : Rear seat padding, Fixing material

885

Rear seat padding, Fixing material

 20735



Rear seat floor mounts (4 pieces)
Bus until 7.1967

221801419

 20722



Rear seat mounting plate (each)
Bus until 7.1967

211883801

 20565



Rear seat backrest mounting brackets (Per Pair)
Bus until 7.1979

221885595 • 221885595D •
221885595E

 09919



Damping felt headliner and seat pads (80 x 120 cm)
Beetle, Karmann Ghia, Bus, Type 3

 28072



Mounting bolt/nut kit middle bench (8-part)
Bus until 7.1979

 28070




Rear seat mounting kit (12-part)
Bus until 7.1979

 28071



Mounting kit middle bench (16-part)
Bus until 7.1979

 23575



Horsehair padding, backrest, rear bench
Bus 3.1955 until 7.1979

211885775A

Group 885 : Rear seat padding, Fixing material

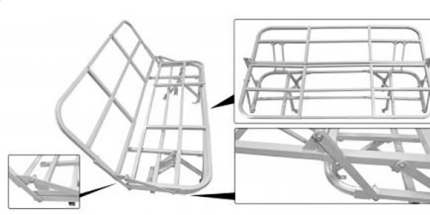
23580



Horsehair padding, bottom, rear bench
Bus 3.1955 until 7.1979


211885375A

23601



Rock & Roll bed
Bus

03111



Seat and bench frame upholstery welding tabs (10 pieces)

887
Wheel chair,
Folding seat,
Stretcher

03102



Seat rails and back rest adjusting knob silver beige (Per Pair)
Beetle seat rails: export models, VW1300, VW1500, 1302 and 1303 until 7.1972, standard models and VW1200 8.1965 until 7.1972, back rest: 8.1972 until 7.1975, Karmann Ghia all, Bus until 7.1979, Type 3 1972 (VIN 312 2133 001) and later, Thing all

111881251466

03101



Seat rails or back rest adjusting knob black (Per Pair)
Back rest Beetle 8.1972 until 7.1975, Seat rails Beetle, export models, VW1300, VW1500, 1302 and 1303 until 7.1972, standard models and VW1200 8.1965 until 7.1972, Karmann Ghia all years, Bus until 7.1979, Type 3 1972 (VIN 312 2133 001) and later, Thing all years

113881251C • 111881251B043


897
Origin plates

09683



Origin plate S (Sweden)

709541



Origin plates B (Belgium)

2024 Catalogue



Group 897 : Origin plates

709621




Origin plates for Beetle
Duitsland

709162



Origin plates for Beetle
Suomi

709581



Origin plates for Beetle
Frankrijk

709501



Origin plates for Beetle
Nederland

709684




Origin plates for Beetle
Noorwegen

09495



Origin plate bumper bracket
Beetle until 7.1967 USA
models, Karmann Ghia until
7.1971 USA models, Bus until
7.1967 USA models

25373



Aluminum cup holder
Bus until 7.1967

09881



Car dehumidifier with
saturation indicator

898

Interior accessories

Group 898 : Interior accessories

01011



Flower vase classic

00698



Electric fan for cold and warm air
#NAME?

21165



Storage basket with cup holders beige
Bus until 7.1967

21167



Storage basket with cup holders chrome
Bus until 7.1967

21166



Storage basket with cup holders black
Bus until 7.1967

20555



Storage pockets with cup holder (Per Pair)
Bus





Electricity

Group 9

Group 903 : Dynamo and alternator

903

Dynamo and alternator

01559



Dynamo and alternator woodruff key (Per Pair)
Type-1 engines, Type-3 engines

N0127051 • N127051

01939



Generator inspection cover
Type-1 engines with Ø 105mm generators

111903531

01963



Generator/alternator bearing (each)
Type-1 engine generator front/rear, alternator rear,
Type-3 engine generator front/rear

111903221A

01942



Alternator/generator V-belt toothed
Type-1 engines with 146mm power pulley

055903137G

01943



Generator/alternator V-belt toothed
Type-1 engines with 177mm pulley

111903137E

03942



Generator V-belt toothed
Type-1 engines (only 25hp)

111903137

03941



Generator V-belt toothed
A-quality
Type-1 engines with 170mm pulley (except 25hp)

111903137D

01941



Generator V-belt toothed
B-quality
Type-1 engines with 170mm pulley (except 25hp)

111903137D

Group 903 : Dynamo and alternator

21941



Generator/alternator V-belt
Type-1 engines with 177mm
pulley

111903137E

01936



Alternator/generator shims
(10 pieces)

111903131A

01920



Alternator or generator
pulley chrome
Type-1 engines with a 6 or
12V 105mm generator or
alternator

02092



Generator pulley galvanized
Type-1 engines 8.1960 and
later with a 6 or 12V 90mm
generator

113903109• 042903109A

03934



Dynamo/Alternator pulley
mounting kit
8.1955 and later

211903183• 111903181

02093



Alternator or generator
pulley black
Type-1 engines with a 6 or
12V 105mm generator or
alternator

131903109• 043903109

03920



Generator pulley black
Type-1 engine 30hp 1956
(engine number 1 311 073)
until 7.1960

111903109C

02083



Galvanized alternator or
generator stock style strap
Type-1 engines with an
alternator or a 105mm
generator

113901141B

01978




Generator
Beetle, Karmann Ghia, Bus
until 7.1968, Thing (only
civilian)

113903031P• 113903031PX•
113903031GX

Group 903 : Dynamo and alternator

01959



Brushes generator 6V/12V
(Per Pair)
Ø 90mm generators, Type-1
engines, Type-3 engines

111903515AK

01960



Brushes generator 6V/12V
(Per Pair)
Ø 105mm generators, Type-1
engines, Type-3 engines

111903515E

01966



Serpentine belt
replacement for kit #1968

01968



Serpentine belt pulley system
Type-1 engines 8.1960 and
later (except 30hp)

01933



Stainless steel alternator/
generator T-bolt strap
Type-1 engines with an
alternator or a 105mm
generator

01955



Voltage regulator 12V
(generator)
Type-1 engines, Type-3
engines

113903803E

01954



6V voltage regulator for Ø
105 mm generators
Beetle, Karmann Ghia

111903801D

01950



6V voltage regulator for Ø 90
mm generators
Beetle, Karmann Ghia, Bus

111903801A • 111903801C •
113803801C • 113903801E

01931



Chromed alternator or
generator stock style strap
Type-1 engines with an
alternator or a 105mm
generator

Group 903 : Dynamo and alternator

04934



Chromed dynamo or
alternator pulley mounting
kit
Type-1 engines

01965




Alternator conversion kit 55
amp A-quality
Type-1 engines (except
25hp+30hp)

04965



Alternator conversion kit
B-quality
Type-1 engines (except
25hp+30hp)

02246



123 distributor with vacuum
advance for carburetor engines
Type-1 engines (except 25hp
and 30hp engines), Type-3
engines, CT/CZ engines, Type-4
engines

123/VW-R-V

02252



123 distributor spacer ring
Distributor #2245, #2246,
#2247, #2248 and #2250

905

Ignition system, Ignition switch

02245



123 distributor without vacuum
advance for carburetor engines
Type-1 engines (except
25hp+30hp engines), Type-3
engines, CT/CZ engines, Type-4
engines

123/VW-R

02247



123 TUNE distributor for
carburetor engines
Type-1 engines (except
25hp+30hp engines), Type-3
engines, CT/CZ engines,
Type-4 engines

123/TUNE-4-R-V-V

02248




123 TUNE+ distributor with
bluetooth for carburetor engines
Type-1 engines (except
25hp+30hp engines), Type-3
engines, CT/CZ engines, Type-4
engines

123/TUNE+-4-R-V-V

Group 905 : Ignition system, Ignition switch

02056



Coil relocate bracket
Type-1 engines for cross-bar linkages, Type-3 engines stock replacement 8.1963 and later

341905131B

02060



Coil cover stainless steel

02165



Coil with mounting bracket
12V
all models with conventional ignition points and all models using electronic ignition
#2013, #4012, #4013 or #4014

113905115

02052



Coil with mounting bracket
6V

111905105H

02053



Coil without mounting bracket
12V
all models with conventional ignition points and all models using electronic ignition
#2013, #4012, #4013 or #4014

043905115C

02015



Spark plug Bosch W8AC for stock engines (4 pieces)
Type-1 engines until 9.1992, Type-3 engines

N01780113

42016



Spark plug NGK BP5ES for stock engines (4 pieces)
Type-1 engines 10.1992 and later, Type-4 engines, CT/CZ engines 1980 (engine nr. 065011) and later

101000047AA

02067



Spark plug NGK BP5HS for stock engines (4 pieces)
Type-1 engines until 9.1992, Type-3 engines, CT/CZ engines until 1980 (engine nr. 065010)

101000048AA

42017



Spark plug NGK BP6ES for tuned engines (4 pieces)
Type-1 engines 10.1992 and later, Type-4 engines, CT/CZ engines 1980 (engine nr. 065011) and later



Group 905 : Ignition system, Ignition switch

 02068



Spark plug NGK BP6HS for tuned engines (4 pieces)
Type-1 engines until 9.1992,
Type-3 engines, CT/CZ engines until 1980 (engine nr. 065010)

 42018



Spark plug NGK BP7ES for tuned engines (4 pieces)
Type-1 engines 10.1992 and later, Type-4 engines, CT/CZ engines 1980 (engine nr. 065010) and later

 02069



Spark plug NGK BP7HS for tuned engines (4 pieces)
Type-1 engines until 9.1992,
Type-3 engines, CT/CZ engines until 1980 (engine nr. 065010)

 42019



Spark plug NGK BP8ES for tuned engines (4 pieces)
Type-1 engines 10.1992 and later, Type-4 engines, CT/CZ engines 1980 (engine nr. 065011) and later

 02076



Spark plug NGK BP8HS for tuned engines (4 pieces)
Type-1 engines until 9.1992,
Type-3 engines, CT/CZ engines until 1980 (engine nr. 065010)

 02016



Spark plug NGK DPR7EA-9 with 12 mm thread (4 pieces)
Type-1 engines, Type-3 engines, CT/CZ engines

 02047



Ignition wire separators blue

 02050



Ignition wire separators chrome

 02048



Ignition wire separators yellow

Group 905 : Ignition system, Ignition switch

02046



Ignition wire separators red

02049




Ignition wire separators black

02038



Ignition wire kit high performance blue 7 mm
Type-1 engines until 9.1992

02037




Ignition wire kit high performance yellow 7 mm
Type-1 engines until 9.1992

02039



Ignition wire kit high performance red 7 mm
Type-1 engines until 9.1992

02019



Spark plug seals (4 pieces)
Type-1 engines, Type-3 engines, Type-4 engines, CT/CZ engines

111905449

04055



Ignition wire holders for 2 wires (each)
Type-1 engines, Type-3 engines until 7.1969

311905451

02028



Condenser
009 distributors

02029



Condenser
Type-1 engines 25hp until 12.1953, 30hp until 7.1960

111905295



Group 905 : Ignition system, Ignition switch

02075



Condenser

Type-1 engines 25hp until 12.1953, 30hp 8.1960 and later, 34hp until 7.1965, Type-3 engines until 7.1964

113905295

02080



Condenser

Type-1 engines 30hp 8.1959 and later, 34hp until 7.1965, 1200cc until 1974 (D 1 307 618), 1300cc until 7.1970, 1500cc, 1600cc until 7.1970, Type-3 engines 1500cc 1964 (784 310) until 7.1965, K 8.1966 and later, 1600cc T until 7.1969, U 1969 (U 0 230 434) until 1970 (U 0 374 850)

311905295A

05082



Condenser

Type-1 engines 30hp 8.1960 and later, 34hp 1964 (8 350 310) until 7.1965, 1200cc until 7.1970, 1300cc until 7.1970, 1500cc all, 1600cc until 7.1970, Type-3 engines 1500cc 8.1963 until 7.1966

111905295A

02005



Ignition points

Type-1 engines 30hp 8.1960 and later, 34hp 1964 (8 350 310) until 7.1965, 1200cc 8.1965 until 7.1968, 1300cc until 7.1968, 1500cc until 7.1968, Type-3 engines 1500cc 8.1963 until 7.1965, 1500cc with engine code K until 7.1968, 1600cc with engine code T until 7.1968

111998059

02010



Ignition points

Type-1 engines 30hp 8.1960 and later, 34hp until 7.1965, 1600cc until 7.1970, Type-3 engine 1500cc until 7.1963

111998057

02011



Ignition points

Type-1 engines 25hp, 30hp until 12.1960

111998051

02059



Ignition points

Type-1 engines 30hp 8.1959 and later, 34hp until 7.1965, 1200cc 8.1965 until 1974 (D 1 307 618), 1300cc until 7.1970, 1500cc, 1600cc until 7.1970 + 1988 (VIN 11-J-012 805) until 9.1992, Type-3 engines 1500cc with engine code K 8.1968 and later, 1600cc with engine code T 8.1968 and later

111998063

02012



Ignition points (Garbe-Lahmeyer distributors)

Type-1 engines 30hp 8.1960 and later, 34hp until 7.1965, 1200cc until 1967 (D 0284 014), 1300cc until 7.1968, 1500cc until 7.1968

111998061

03631



Ignition switch

Beetle until 9.1952, Bus until 2.1955

111905801

Group 905 : Ignition system, Ignition switch

20619



Ignition switch
Bus Brasil Kombi until 1996

2119058551

20630



Ignition switch
Bus 4.1955 until 7.1966

211905811C

20620



Ignition switch
Beetle 8.1960 until 7.1967
with an optional steering
lock (M 55), Bus Brasil Kombi
1500 until 1974

2119058652• 111905865E

20972



Door handles, ignition switch
and rear hatch handle kit
with one key
Bus 4.1955 until 7.1958

**211837205B• 211829231A•
211841635B• 211905811C**

20973



Door handles, ignition switch,
side cargo door and rear hatch
handle kit with one key
Kombi, Microbus 9 seater,
Microbus Deluxe 9 seater,
Ambulance, 8.1958 until 12.1960

**211837205B• 211829231A• 211841635B•
211905811C• 221841631E• 221841631C**

20974



Door handles, ignition switch,
side cargo door and rear hatch
handle kit with one key
Kombi, Microbus 9 seater,
Microbus Deluxe 9 seater,
Ambulance, 1.1961 until 1963
(VIN 1 222 025)

**211837205D• 221837206• 211829231A•
211841635B• 211905811C• 221841631E•
221841631C**

02013




Electronic ignition
Beetle 1968-1979, Karmann
Ghia 1968-, Bus 1968-1983,
Type 3 1968-, Thing

04012



Electronic ignition
Beetle 1965-1967, Karmann
Ghia 1965-1967, Bus 1964-
1967, Type 3 1966-1967

04014



Electronic ignition
009 and 050 distributors
Bosch 0 231 178 009 and 9
230 081 050, Paruzzi #2234
and #1999



Group 905 : Ignition system, Ignition switch

 02036



Oil filled "Flame-Thrower" coil
12V
all models with conventional
ignition points and all
models using electronic
ignition #2013, #4012, #4013
or #4014

 02044



Oil filled "Flame-Thrower" coil
6V

 20977



Uncut key (L profile)
Bus 8.1966 until 7.1970 (used
for all locks), Thing until
7.1970 (used for all locks)

111837219AS67

 02026



Rotor
Bosch 050 distributor

040905225

 02057



Rotor
Type-1 engine 25hp+30hp
until 7.1960

111905225C

 03049



Rotor
Type-1 engines 30hp 8.1960
and later, 34hp until 7.1965,
Type-3 engine 1500cc until
7.1963

113905225A

 05057



Rotor
all models 123 ignitions
#2245, #2246, #2247, #2248
and #2250

 02032



Rotor (5 kilo-ohm)
Type-1 engines 30hp 8.1959 and later,
34hp until 7.1965, 1200, 1300, 1500
and 1600cc 8.1968 and later, Type-3
engines 1500cc 8.1968 and later,
1600cc 8.1968 until 7.1969, Type-4
engines Bus until 7.1979, Waterboxer
engines 1900cc, 009 distributors

113905225E

 02017



Rotor A-quality
Type-1 engines 30hp 8.1960 and later,
34hp 1964 (8 350 310) until 7.1965,
1200cc 8.1965 until 7.1968, 1300,
1500 and 1600cc until 7.1968, Type-3
engines 1500cc 8.1963 until 7.1968,
1600cc until 7.1968 and 8.1969 and
later

111905225F

Group 905 : Ignition system, Ignition switch

02006



Rotor B-quality
Type-1 engines 30hp 8.1960 and later,
34hp 1964 (8 350 310) until 7.1965,
1200cc 8.1965 until 7.1968, 1300,
1500 and 1600cc until 7.1968, Type-3
engines 1500cc 8.1963 until 7.1968,
1600cc until 7.1968 and 8.1969 and
later

111905225F

02034



Spiro Pro "409" Race ignition
wire kit blue
Type-1 engines until 9.1992,
CT/CZ engines

02033



Spiro Pro "409" Race ignition
wire kit red
Type-1 engines until 9.1992,
CT/CZ engines

02072



Spiro Pro "409" Race ignition
wire kit black
Type-1 engines until 9.1992,
CT/CZ engines

02042



Stock ignition wire kit blue
Type-1 engines until 1988
(11-J-012 804), CT/CZ engines

02040



Stock ignition wire kit yellow
Type-1 engines until 1988
(11-J-012 804), CT/CZ engines

04045



Stock ignition wire kit green
Type-1 engines until 1988
(11-J-012 804), CT/CZ engines

02043



Stock ignition wire kit red
Type-1 engines until 1988
(11-J-012 804), CT/CZ engines

02164



Stock ignition wire kit black
A-quality
Type-1 engines until 1988
(VIN 11-J-012 804), CT/CZ
engines

111998031 • 070998031



Group 905 : Ignition system, Ignition switch

02045



Stock ignition wire kit black
B-quality
Type-1 engines until 1988
(11-J-012 804), CT/CZ engines

111998031 • 070998031

02412



Start relay 12V

02234



009 distributor standard

0231178009

01999



009 distributor chrome

9230081094

02002



Distributor seal
all petrol engines

111905261


02064



Distributor vacuum advance
Type-1 engines 30hp 8.1959 and later,
34hp until 7.1965, 1200cc 8.1965 until
7.1970, 1300cc until 7.1970, 1500cc
until 7.1970, Type-3 engines 1500cc
8.1964 until 8.1965, 1500cc with
engine code K 8.1966 and later, 1600cc
with engine code T until 7.1969

311905271

02001



Distributor clamp galvanized
Type-1 engines, Waterboxer
engines

113905250

02003



Distributor clamp chrome
Type-1 engines, Waterboxer
engines

113905250

02025



Distributor cap
Bosch 050 distributor

0419052072

Group 905 : Ignition system, Ignition switch

02058



Distributor cap
Type-1 engine 30hp until
7.1960

111905207B

03056



Distributor cap
Type-1 engines 30hp 8.1960
and later, 34hp until 7.1965,
Type-3 engine 1500cc until
7.1963

113905207

04061



Distributor cap
Type-1 engine 25hp

111905207

04063



Distributor cap
123 distributor until 2012

059905207

02062



Distributor cap A-quality
Type-1 engines 30hp 8.1960 and
later, 34hp until 7.1965, 1200cc,
1300cc and 1500cc until 7.1968,
1600cc until 7.1970, Type-3
engines 1500cc 8.1963 until
7.1968, 1600cc all years

111905207C

02063



Distributor cap A-quality
Type-1 engines 8.1959 until 1988
(VIN 11-J-012 804), Type-3 engines
8.1968 and later, Type-4 engines,
CT/CZ engines, Waterboxer engines
until 7.1984 (VIN 2--E-155000),
123 distributor 2012 and later, 009
distributor

113905207A• 113905207C

02030



Distributor cap B-quality
Type-1 engines 8.1959 until 1988
(VIN 11-J-012804), Type-3 engines
8.1968 and later, Type-4 engines,
CT/CZ engines, Waterboxer engines
until 7.1984 (VIN 2--E-155000),
123 distributor 2012 and later, 009
distributor

113905207A• 113905207C

02031



Distributor cap B-quality
Type-1 engines 30hp 8.1960 and
later, 34hp until 7.1965, 1200cc,
1300cc and 1500cc until 7.1968,
1600cc until 7.1970, Type-3
engines 1500cc 8.1963 until
7.1968, 1600cc all years

111905207C

02022



Distributor cap blue transparent
Type-1 engines 8.1959 until
1988 (VIN 11-J-012 804), Type-
3 engines 8.1968 and later,
Type-4 engines, CT/CZ engines,
Waterboxer engines until
7.1984 (VIN 2--E-155000), 123
distributor 2012 and later, 009
distributor

Group 905 : Ignition system, Ignition switch

02023



Distributor cap yellow transparent

Type-1 engines 8.1959 until 1988 (VIN 11-J-012 804), Type-3 engines 8.1968 and later, Type-4 engines, CT/CZ engines, Waterboxer engines until 7.1984 (VIN 2--E-155000), 123 distributor 2012 and later, 009 distributor

02024



Distributor cap smoke transparent

Type-1 engines 8.1959 until 1988 (VIN 11-J-012 804), Type-3 engines 8.1968 and later, Type-4 engines, CT/CZ engines, Waterboxer engines until 7.1984 (VIN 2--E-155000), 123 distributor 2012 and later, 009 distributor

02021



Distributor cap red transparent

Type-1 engines 8.1959 until 1988 (VIN 11-J-012 804), Type-3 engines 8.1968 and later, Type-4 engines, CT/CZ engines, Waterboxer engines until 7.1984 (VIN 2--E-155000), 123 distributor 2012 and later, 009 distributor

02020



Distributor cap clear transparent

Type-1 engines 8.1959 until 1988 (VIN 11-J-012 804), Type-3 engines 8.1968 and later, Type-4 engines, CT/CZ engines, Waterboxer engines until 7.1984 (VIN 2--E-155000), 123 distributor 2012 and later, 009 distributor

02070



Waterproof ignition cap black (2-part)
009 distributors

03496



Hi-Torque starter
Beetle until 7.1966, Karmann Ghia until 7.1966, Bus until 7.1966, Type 3 until 7.1966

03497



Hi-Torque starter
Beetle 8.1966 and later, Karmann Ghia 8.1966 and later, Bus 8.1966 until 7.1975, Type 3 8.1966 and later, Thing

911

Start system

Group 911 : Start system

02412



Start relay 12V

113911509

05689



Starter button ivory
Beetle until 9.1952, Bus until
12.1952

01549



Starter 12V A-quality
Beetle 8.1966 and later, Karmann
Ghia 8.1966 and later, Bus 8.1966
until 7.1975, Type 3 8.1966 and
later, Thing, - only for manual
transmission, - for cars until
7.1966 use also #1593

311911023D• 113911023

01595



Starter 12V B-quality
Beetle 8.1966 and later, Karmann
Ghia 8.1966 and later, Bus 8.1966
until 7.1975, Type 3 8.1966 and
later, Thing, - only for manual
transmission, - for cars until
7.1966 use also #1593

311911023D• 113911023


01586



Starter 6V professionally
rebuild (gear Ø 29)
Beetle until 7.1966, Karmann
Ghia, Bus, Type 3, only for
manual transmission

113911021BX

01499



Starter high power 12V
Beetle 8.1966 and later with manual
transmission (until 7.1966 use also
#1593), Karmann Ghia 8.1966 and
later with manual transmission
(until 7.1966 use also #1593), Bus
8.1966 until 7.1975 (until 7.1966 use
also #1593), Type 3 8.1966 and later
with manual transmission (until
7.1966 use also #1593), Thing

01587



Starter converter bushing
Beetle 8.1966 and later,
Karmann Ghia 1965 (VIN 350
066) and later, Bus 8.1966
until 7.1967, Type 3 8.1966
and later

01593



Starter converter bushing
Beetle until 7.1966, Karmann
Ghia until 1965 (VIN 350 065),
Bus until 7.1966, Type 3 until
7.1966,

01594



Starter solenoid 12V
Beetle 8.1969 and later,
Karmann Ghia 8.1969 and
later, Bus with an aircooled
engine 8.1966 and later, Type
3 8.1969 and later

311911287



Group 915 : Battery, Battery mounting

915

Battery, Battery mounting

 00666



Battery 12V
Beetle, Karmann Ghia, Bus
except Vanagon/T25 Syncro,
Type 3, Thing

 20667



Battery 6V
Bus

 03743



Battery mounting strap
Beetle 10.1952 until 7.1955,
Bus 4.1955 until 7.1966

111915305 • 111915305A

 20668



Battery bracket
Karmann Ghia 8.1967 until
1971 (VIN 142 2136 411), Bus
8.1966 until 7.1970

131915313

 50900



Demineralized battery water
Content: 1 liter

 23742



Battery cover for 6V batteries
Beetle 8.1955 and later, Bus
4.1955 until 7.1966, Type 3
until 7.1966

211915405

Group 919 : Instrument sensors

919

Instrument sensors

 22653



Fuel gauge 12V
Bus until 7.1967

211919033

 22654



Fuel gauge 6V
Bus 4.1955 until 7.1966

271919031B

 14497



Fuel sending unit adapter for
Dehne fuel gauge
Karmann Ghia, Bus until 1973
(VIN 293 2138 900)

 03494



Fuel tank sender gasket
Beetle VW1200, VW1300 and
VW1500, Karmann Ghia, Bus
until 1973 (VIN 293 2138
898), Type 3, Thing

113919133

 22715



Dashboard clock
Microbus Deluxe 9 seater
until 7.1967

241919201A• 241919197

 26493



Electric fuel tank sender
A-quality
Karmann Ghia 8.1960 until
7.1961, Karmann Ghia 8.1966
until 1973 (VIN 143 2621
518), Bus 3.1955 until 7.1967

271919051B

 20493



Electric fuel tank sender
B-quality
Karmann Ghia 8.1960 until
7.1961, Karmann Ghia 8.1966
until 1973 (VIN 143 2621
518), Bus 3.1955 until 7.1967

271919051B

 03829



Ceramic Fuses 16 AMP (10
pieces)
Beetle, Karmann Ghia, Type
3, Bus until 7.1985 (excluding
Carat), Thing

N171214• N0171214



Group 919 : Instrument sensors

00681



Ceramic Fuses 8 AMP (10 pieces)
Beetle, Karmann Ghia, Type 3, Thing, Bus until 7.1985 (excluding Carat)

N171211 • N0171211

01817



Oil pressure switch
Type-1 engines 1947 (VIN 090 762) and later, Type-3 engines, Type-4 engines, CT/CZ engines

021919081B

02665




Oil pressure sender with warning contact
Thread size: M10 x 1.0, Pressure: 0 - 5 Bar, voltsage: 12V

02666



Oil pressure sender with warning contact
Thread size: M10 x 1.0, Pressure: 0 - 10 Bar, voltsage: 12V

04601



Oil dipstick with temp sender type VDO
Type-1 engines

02600



Oil pressure/temp sender adapter
M10 x 1.0 senders

02601



Oil temperature sender for adapter #2600

02632



Oil temperature sender VDO
Thread size: M14 X 1.5

00260



Cigarette lighter with 3 color knobs
voltsage: 6V-12V, Mounting hole: 22-25mm, Board thickness: maximum 8mm

Group 919 : Instrument sensors

04845



Fuel tank sender and turn indicator lens copper rings (5 pieces)
Fuel tank sender bolts for Beetle VW1200, VW1300 and VW1500, Karmann Ghia, Bus until 1973 (VIN 293 2138 898), Type 3, Thing, Turn indicator unit screws for Type 3 8.1963 until 7.1969

N0138021 • N138021

937
Fuse box

04411



Shielded 6.3 mm spade connector 1 to 1

111971977

04412



Shielded 6.3 mm spade connector 1 to 2

111937079

04413



Shielded 6.3 mm spade connector 2 to 2

111937078

04410



Shielded 6.3 mm spade connector 3 to 3

03712



Fuse box cover (8 fuses)
Beetle 8.1960 until 7.1966, Karmann Ghia 8.1960 until 7.1966, Bus 5.1960 until 7.1967, Thing (army)

111937555



Group 937 : Fuse box

04640



Fuse box with cover for 6 fuses
Beetle until 12.1953, Bus until 7.1967

111937031

03680



Fuse box clip
Beetle 8.1960 until 71 (VIN 1112799842), Karmann Ghia 8.1966 until 7.1971, Bus 5.1960 until 7.1967, Thing

111937591

23647



Fuse box for 8 fuses
Bus 5.1960 until 7.1967, Thing (military version)

211937037

941

Headlights, reversing lights and fog lamp

04657



On-off pull switch including green, yellow and red lens
- maximum amperage 4 Ampere, - mounting hole 14.5mm, - board thickness maximum 6mm

03642



Reversing light lens (each)
Beetle 8.1966 until 1972 (VIN 113 2199 583), Karmann Ghia 8.1966 until 7.1969, Bus until 7.1971, Type 3 8.1966 until 7.1969

111941371

04663



Billet choke, light switch or ashtray knob (each)
Beetle 10.1952 until 7.1966, Karmann Ghia until 9.1957, Bus until 7.1966, Type 3 8.1963 until 7.1965

04656



Choke, light switch or ashtray knob ivory (each)
Beetle 10.1952 until 7.1966, Karmann Ghia until 9.1957, Bus until 7.1966, Type 3 8.1963 until 7.1965

113941541

04655



Choke, light switch or ashtray knob silver beige (each)
Beetle 10.1952 until 7.1966, Karmann Ghia until 9.1957, Bus until 7.1966, Type 3 8.1963 until 7.1965

113941541

Group 941 : Headlights, reversing lights and fog lamp

04654



Choke, light switch or ashtray knob black (each)
Beetle 10.1952 until 7.1966,
Karmann Ghia until 9.1957,
Bus until 7.1966, Type 3
8.1963 until 7.1965

111941541

20290



Duplo headlight unit with a stainless steel rim left
Bus 5.1960* until 7.1967 LHD

211941039

20291



Duplo headlight unit with a stainless steel rim right
Bus 5.1960* until 7.1967 LHD

211941040

03654



Duplo bulb 6V (Per Pair)
all models until 7.1960

N177011

03668



Yellow headlight bulb 12V (each)
all models 8.1960 and later

N0177054• N177054• N177054Z

03666



Yellow headlight bulb 6V (each)
all models 8.1960 and later

N177052Z

00684



Headlight relay 12V, 5 pins
Beetle 8.1965 until 12.1985,
Karmann Ghia 8.1966 and later,
Bus 8.1967 until 7.1979,
Type 3, Thing

111941583

09709



High beam (foot) switch
Beetle until 7.1968 (1300 until 7.1965), Karmann Ghia until 7.1965, Bus until 1965 (VIN 215 190 000)

111941561B

00661



H4 bulb 12V (Per Pair)
all models 8.1960 and later

N177632

Group 941 : Headlights, reversing lights and fog lamp

 03364



H4 bulb 6V (Per Pair)
all models 8.1960 and later

 03412



H4 bulb with duplo base 12V
(Per Pair)
all models 8.1960 and later

 00364



H4 bulb with duplo base 6V
(Per Pair)
all models 8.1960 and later


 05617



Clear headlight lens for a
sealed beam or H4 lighting
unit A-quality (each)
Beetle until 7.1967, Bus until
7.1967

111941115H

 00599



Clear headlight lens for
sealed beam or H4 lighting
unit B-quality (each)
Beetle until 7.1967, Bus until
7.1967

111941115H

 00655



Clear duplo bulb 12V (Per
Pair)
all models 8.1960 and later

N0177053•N177053

 00654



Clear duplo bulb 6V (Per Pair)
all models 8.1960 and later

N0177051•N177051

 05600



Headlight sealing cap (each)
replacement for headlight
#0613, #0600, #70613 and
#70614

 00668



Headlight bulb holder with a P45-41
bulb base
Beetle LHD 8.1960 until 1974 (VIN 115
2121 143), RHD 8.1960 until 1974 (VIN
115 2141 595), Karmann Ghia 8.1960
and later, Bus 5.1960 until 1974 (VIN
295 2064 868), Type 3, Thing until
1974 (VIN 184 2218 496)

131941159A

Group 941 : Headlights, reversing lights and fog lamp

04653



Headlight Stone Guards stainless steel (Per Pair)
Beetle until 7.1967, Bus until 7.1967

111941165C

03687



Headlight connector (Per Pair)
Beetle 8.1960 until 7.1965, Karmann Ghia 8.1960 until 7.1965, Bus 5.1960 until 7.1965, Type 3 until 7.1965

03690



Headlight connector plugs with wiring (Per Pair)
Beetle 8.1965 and later, Karmann Ghia 8.1965 and later, Bus 8.1965 until 7.1979, Type 3 8.1965 and later, Thing

111941341• -161941165A• -131941341

00973



Headlight adjusting screw stainless steel (Per Pair)
Beetle Duplo or H4 until 1973 (VIN 114 2153 056), Sealed Beam until 7.1967, Bus Duplo or H4 until 7.1973, Sealed beam until 7.1967, Type 3 Duplo all years, Thing Duplo or H4 until 9.1973

211941141• 111941147• 111941145B

00610



Headlight lens seal (Per Pair)
Beetle until 7.1967, Bus until 7.1967

111941119

04602




Headlight retaining spring (7 pieces)

Beetle Euro models until 7.1967, USA until 1963, Bus Euro models until 7.1967, USA until 1963

111941125B

04603



Headlight retaining spring (7 pieces)

Beetle USA 1963 (VIN 5 943 202) until 7.1967, Bus USA 1963 (VIN 1 211 643) until 7.1967

111941125C

05095



Headlight rim chromed steel A-quality (each)
European models Beetle until 7.1960, Bus until 4.1960, USA models Beetle 1963 (VIN 5 943 202) until 7.1967

111941111

05603



Headlight rim chromed steel A-quality (each)
European models Beetle 8.1960 until 7.1967, Bus 5.1960 until 7.1967, USA models Beetle 1963 (VIN 5 943 202) until 7.1967, Bus until 7.1967

111941111B• 111941111C



Group 941 : Headlights, reversing lights and fog lamp

00095



Headlight rim chromed steel B-quality (each)
European models Beetle until 7.1960, Bus until 4.1960, USA models Beetle 1963 (VIN 5 943 202) until 7.1967

111941111


00603



Headlight rim chromed steel B-quality (each)
European models Beetle 8.1960 until 7.1967, Bus 5.1960 until 7.1967, USA models Beetle 1963 (VIN 5 943 202) until 7.1967, Bus until 7.1967

111941111B• 111941111C

00609



Seal fender headlight (Per Pair)
Beetle until 7.1967, Bus until 7.1967

111941191

00600



Headlight H4 (replaces sealed beam) (each)
Beetle, Karmann Ghia, Bus (excluded Vanagon/T25 Carat), Type 3, Thing, Buggy headlights Paruzzi #0649

111941195

04974



Headlight unit mounting bolts stainless steel (Per Pair)
Beetle until 7.1967, Bus until 7.1967

21154



Headlight switch
Bus until 7.1967

211941511D

03643



Fog or brake light lens red (each)
Fog light* Beetle 8.1966 until 1972 (VIN 113 2199 583), Karmann Ghia 8.1966 until 7.1969, Bus 8.1969 until 7.1971, Type 3 8.1966 until 7.1969, Brake light Bus until 1958 (VIN 351 735)

211945331A• 211943137A

00674



Rear Fog light universal
each model and year

05732



Front fog lights including cover (each)
all models and years

Group 941 : Headlights, reversing lights and fog lamp

03732



Polished stainless steel fog lights (Per Pair)
Diameter: 150mm, Bulb: H3-12V 55 Watt

211943137

03644



Turn indicator or brake light lens orange (each)
Turn indicator* Beetle 8.1966 until 1972 (VIN 113 2199 583), Karmann Ghia 8.1966 until 7.1969, Bus 8.1969 until 7.1971, Type 3 8.1966 until 7.1969, Brake light Bus until 1958 (VIN 351 735)

00658



Turn indicator, tail-reversing-ambulance and fog light bulb 12V clear (Per Pair)
Type: bayonet, Base: BA15s, Color: clear, voltsage: 12V, Power: 21 Watt

N177322• N0177322

00602



Sealed beam headlight housing (each)
Beetle until 7.1967, Bus until 7.1967

111941037C

00606



Sealed beam bulb 12V (each)
Beetle, Karmann Ghia, Bus (excluded Vanagon/T25 Carat), Type 3, Thing, Buggy headlights #0649

111941261A

00605



Sealed beam bulb 6V (each)
Beetle, Karmann Ghia, Bus, Type 3, Buggy headlights Paruzzi #0649

111941161A

03714



Sidelight, taillight, licence plate and interior light bulb 12V (Per Pair)
Beetle, Karmann Ghia, Bus until 7.1967, Type 3, Thing

N0177185• N177182

00657



Sidelight, turn indicator, interior- and license plate lighting bulb 12V clear (Per Pair)
Type: bayonet, Base: BA9s, Color: clear, voltsage: 12V, Power: 4 Watt

N177172• N0177172

00656



Sidelight, turn indicator, interior lighting bulb 6V clear (Per Pair)
Beetle, Karmann Ghia, Bus until 7.1967, Type 3

N177171• N0177171



Group 941 : Headlights, reversing lights and fog lamp

05733



High beam lights including cover (each)
all models and years

03733



Polished stainless high beam lights (Per Pair)
Diameter: 150mm, Bulb: H3-12V 55 Watt

943

License plate lighting

00643



Licence plate- interior- and taillight bulb 12V (Per Pair)
Type: bayonet, Base: BA15s, Color: clear, voltsage: 12V, Power: 10 Watt

N177192• N0177192

00664



Interior- and license plate light bulb 12V (Per Pair)
Type: tubular, Base: SV8.5, Length: 43mm, Color: clear, voltsage: 12V, Power: 10W

N177232• N0177232

00644



Interior- and license plate light bulb 6V (Per Pair)
Type: bayonet, Base: BA15s, Color: clear, voltsage: 6V, Power: 10 Watt

N177191

00663



Interior- and license plate light bulb 6V (Per Pair)
Type: tubular, Base: SV8.5, Length: 43mm, Color: clear, voltsage: 6V, Power: 10W

N177231• N0177231

20244



Interior light lens
Bus until 7.1967

211947125A

Group 943 : License plate lighting

00607



License plate light chrome

211943161C

27466



License light bulb holder
Bus 1958 (VIN 351 736) until
7.1967

27465



Boot license light bulb holder
Bus USA models until 7.1967

211943165B

27462



License light lens
Bus 1958 (VIN 351 736) until
7.1967

211943121C


27469



License light seal
Bus USA models until 7.1967,
all models 8.1967 until 7.1971

211943131C

20245



Metal interior light bulb
holder
Bus until 7.1967

211947107A

00658



Turn indicator, tail-reversing-
ambulance and fog light bulb
12V clear (Per Pair)
Type: bayonet, Base: BA15s,
Color: clear, voltsage: 12V,
Power: 21 Watt

N177322• N0177322



Group 945 : Rear lights, side indicators and switches

945

Rear lights, side indicators and switches

 20633



Taillight bulb holder/reflector (each)
Bus 8.1961 until 7.1971 (Euro model), Thing (Euro model)

211945237J

 20635



Taillight lens (each)
Bus 1958 (VIN 351 736) until 7.1961

211945241A

 20645



Taillight lens European amber/red A-quality (each)
Bus 8.1961 until 7.1971, Thing civil

211945241D

 20646



Taillight lens European amber/red B-quality (each)
Bus 8.1961 until 7.1971, Thing civil

211945241D

 20634



Taillight lens red/red (each)
Bus 8.1961 until 7.1971, Thing

 20632



Taillight lens USA red/red A-quality (each)
Bus 8.1961 until 7.1971

211945241G

 20644



Taillight lens USA red/red B-quality (each)
Bus 8.1961 until 7.1971

211945241G

 00662



Taillight with brake light or turn indicator with sidelight combination bulb 12V (Per Pair)
Beetle, Karmann Ghia, Bus 1958 (VIN 351 736) until 7.1979, Type 3 8.1969 and later, Thing

N177382• N0177382

Group 945 : Rear lights, side indicators and switches

00660



Taillight with brake light or turn indicator with sidelight combination bulb 6V (Per Pair)

Beetle, Karmann Ghia, Bus 1958 (VIN 351 736) until 7.1967

20649



Taillight unit (each)
Bus export models USA and Canada 8.1961 until 7.1971

211945237K• 211945245A• 211945241G• 211945185A(N141181)• 211945117B

21665



Taillight unit complete (Per Pair)
Bus until 1958 (VIN 351 735)

211945071A• 211945191

20665



Taillight unit complete (each)
Bus 1958 (VIN 351 736) until 7.1961

211945237B• 211945245• 211945241A• 211945117• 211945185A

20648



Taillight unit red (each)
Bus 8.1961 until 7.1971, Thing until 2.1973

211945237J• 211945245B• 211945117B• 211945241G• N141181

27459



Taillight seals (Per Pair)
Bus 1958 (VIN 351 736) until 7.1961

211945245

27460



Taillight seals (Per Pair)
Bus export models USA and Canada 8.1961 until 7.1971

211945245A

27461



Taillight seals (Per Pair)
Bus European models 8.1961 until 7.1971, Thing until 1970 (VIN 181 2191 524)

211945245B

00642



Tubular bulb 12V (Per Pair)



Group 945 : Rear lights, side indicators and switches

00671



Universal light unit orange
(Per Pair)
65mm

00672



Universal light unit red (Per
Pair)
65mm

00670



Universal light unit white (Per
Pair)
65mm

03643



Fog or brake light lens red (each)
Fog light* Beetle 8.1966 until
1972 (VIN 113 2199 583),
Karmann Ghia 8.1966 until
7.1969, Bus 8.1969 until 7.1971,
Type 3 8.1966 until 7.1969, Brake
light Bus until 1958 (VIN 351 735)

211945331A • 211943137A

04261



Brake light switch with divider 2
pin A-quality (each)
Beetle 8.1960 until 7.1971,
Karmann Ghia 8.1960 until
7.1971, Bus until 1968 (VIN 299
061 567), Type 3, Thing until
7.1971

113945515C

01250



Brake light switch with divider 2
pin B-quality (each)
Beetle 8.1960 until 7.1971,
Karmann Ghia 8.1960 until
7.1971, Bus until 1968 (VIN 299
061 567), Type 3, Thing until
7.1971

113945515C

00277



Turn indicator bulb 12V
amber (Per Pair)
Type: bayonet, Base: BA15s,
Color: amber (orange),
voltsage: 12V, Power: 21 Watt

00659



Turn indicator, tail-reversing-
ambulance and license plate
light bulb 6V clear (Per Pair)
Beetle, Karmann Ghia, Bus
until 7.67, Type 3

N177321

00658



Turn indicator, tail-reversing-
ambulance and fog light bulb
12V clear (Per Pair)
Type: bayonet, Base: BA15s,
Color: clear, voltsage: 12V,
Power: 21 Watt

N177322 • N0177322

Group 945 : Rear lights, side indicators and switches

27468



Seal brake light lens
Bus until 1958 (VIN 351 735)

211945321

947

Interior lighting

20244



Interior light lens
Bus until 7.1967

211947125A

20245



Metal interior light bulb holder
Bus until 7.1967

211947107A

949

Side lights, Parking lights

00272



Turn indicator bulb 12V
amber (Per Pair)
Type: bayonet, Base: BA9s,
Color: amber (orange),
voltsage: 12V, Power: 4 Watt

Group 951 : Horns

951 Horns

00650



Horn low tone
voltage: 6V

111951111H • 111951111E

03650



Horn low tone A-quality
voltage: 12V, Sound pitch:
335 Hz

191951113A • 311951113L

00651



Horn low tone B-quality
voltage: 12V, Loudness: 110
dB

113951113A • 311951113L
191951113A

01986



Horn terminal boots (Per Pair)
Beetle, Karmann Ghia, Bus,
Type 3, Thing

111951195A

09737



Horn button silver beige with
gold-colored emblem
Beetle export models and
convertible 8.1955 until
7.1959, Karmann Ghia until
9.1957, Bus 4.1955 until 7.1967

113951501B466

02711



Horn button black with gold-
colored emblem
Beetle export models and
convertible 8.1955 until
7.1959, Karmann Ghia until
9.1957, Bus 4.1955 until 7.1967

113951501B

02712



Horn button black with silver-
colored emblem
Beetle export models and
convertible 8.1955 until
7.1959, Karmann Ghia until
9.1957, Bus 4.1955 until 7.1967

113951501B

02713



Horn button black without
emblem
Beetle standard models 1948
(VIN 1-072 905) until 7.1966,
Bus 4.1955 until 7.1967

111951501 • 111951501A

Group 951 : Horns

01988



Connector protective cap Ø
10.5 mm (each)
various applications for
Beetle, Karmann Ghia, Bus

211906101

03785



Rocker shaft/horn brush
holder clips (4 pieces)
Type-1 25hp+30hp (rocker
shaft), Type-1/Karmann Ghia
until 7.1959 (brush holder)

111109425

953

Side indicator

20637



Amber (orange) turn signal
lens front (each)
Karmann Ghia until 1958 (VIN
2 103 014), Bus until 7.1963

211953161

20636



Clear turn signal lens front
(each)
Beetle for export countries
until 7.1957, Karmann Ghia
for Italy until 1958 (VIN 2 103
014), Bus until 7.1963

111953161

03971



Knob turn signal switch ivory
Beetle 10.1952 until 7.1966
(export until 7.1959),
Karmann Ghia until 7.1959,
Bus 3.1955 until 7.1965

113953541

03972



Knob turn signal switch grey
Beetle 10.1952 until 7.1966
(export until 7.1959),
Karmann Ghia until 7.1959,
Bus 3.1955 until 7.1965

113953541

03970



Knob turn signal switch black
Beetle 10.1952 until 7.1966
(export until 7.1959),
Karmann Ghia until 7.1959,
Bus 3.1955 until 7.1965

113953541



Group 953 : side indicator

 20660



Turn indicator bulb holder
left
Bus 8.1963 until 7.1967

211953051E

 20661



Turn indicator bulb holder
right
Bus 8.1963 until 7.1967

211953052E

 00272



Turn indicator bulb 12V
amber (Per Pair)
Type: bayonet, Base: BA9s,
Color: amber (orange),
voltsage: 12V, Power: 4 Watt

 00277



Turn indicator bulb 12V
amber (Per Pair)
Type: bayonet, Base: BA15s,
Color: amber (orange),
voltsage: 12V, Power: 21 Watt

 00273



Turn indicator bulb 6V amber
(Per Pair)
Beetle, Karmann Ghia, Bus
until 7.67, Type 3

 20638



Turn indicator lens left
Bus 8.1963 until 7.1967

211953161B

 20639



Turn indicator lens right
Bus 8.1963 until 7.1967

211953162B

 00695



Flasher relay
6V, 3 terminals, 2 x 18 Watt

111953185C

 20685



Flasher relay
12V, 9 terminals, 4 x 21 Watt

211953227B

Group 953 : Side indicator

20674



Turn signal switch stone beige
Bus 4.1955 and later 4.1960

211953515471

20675



Turn signal switch stone beige
Bus 8.1961 until 7.1965

211953513C

20670



Turn signal switch silver beige
Bus USA and Canada 8.1965 until 7.1967

211953513E466

00659



Turn indicator, tail-reversing-ambulance and license plate light bulb 6V clear (Per Pair)
Beetle, Karmann Ghia, Bus until 7.67, Type 3

N177321

00658



Turn indicator, tail-reversing-ambulance and fog light bulb 12V clear (Per Pair)
Type: bayonet, Base: BA15s, Color: clear, voltsage: 12V, Power: 21 Watt

N177322• N0177322

27464



Rubber seal between turn signal lens, bulb holder and body (Per Pair)
Bus 8.1963 until 7.1967

211953165A

27463



Seal between turn signal base and body (Per Pair)
Beetle (only export models) until 7.1957, Bus until 7.1963

111953165

03661



Semaphore (each)
Beetle sedan 1.1954 until 7.1960, Bus until 4.1960

111953021B• 111953021E

03662



Semaphore (each)
Beetle sedan 1.1954 until 7.1960, Bus until 4.1960



Group 953 : side indicator

04658



Semaphore bulb 12V (Per Pair)
Beetle, Bus until 7.1967

N177261

03658



Semaphore bulb 6V (Per Pair)
Beetle, Bus until 7.1967

03663



Semaphore lens (Per Pair)
Beetle sedan 1.1954 until 7.1960, Bus until 4.1960

111953601B

08200



Spring turning lights (Per Pair)
Beetle until 7.1960, Bus until 7.1960 (USA until 2.1955)

00657



Sidelight, turn indicator, interior- and license plate lighting bulb 12V clear (Per Pair)
Type: bayonet, Base: BA9s, Color: clear, voltsage: 12V, Power: 4 Watt

N177172• N0177172

00656



Sidelight, turn indicator, interior lighting bulb 6V clear (Per Pair)
Beetle, Karmann Ghia, Bus until 7.1967, Type 3

N177171• N0177171

955

Wipers, Washer

03716



Cover plug 24 mm semi translucent (Per Pair)
various applications for Beetle, Karmann Ghia, Bus until 7.1967

211831449

59990



Windscreen washer liquid
500 ml concentrated

Group 955 : Wipers, Washer

02448



Windscreen washer conversion kit from manual to electric 12V

N180571

02447



Window washer hose per meter
ø 2.5mm

22451



Windscreen washer nozzle chrome
Bus until 7.1965

211955985


22452



Windscreen washer nozzle grey
Bus 8.1965 until 7.1967

211955985C

22400



Wiper blades (Per Pair)
Bus 1960 (VIN 579 519) until 7.1967

221955425C


02417



Wiper motor armature 12V (SWF)
Beetle 8.1957 until 7.1967, Karmann Ghia 8.1959 until 7.1966, Bus 4.1955 until 7.1964

113955811B

22438



Wiper arm left or right (grey) (each)
Bus 8.1964 until 7.1967

221955407A

22445



Wiper shaft grommets (4-part)
Bus 4.1955 until 7.1964

211955261A • 211955265A

22447



Wiper shaft grommets (Per Pair)
Bus 8.1964 until 7.1967

211955261B



Group 955 : Wipers, Washer

 22440



Wiper shaft (each)
Bus 4.1955 until 7.1964

211998161A

 22441



Wiper shaft (each)
Bus 8.1964 until 7.1965

211998161B

 22442



Wiper shaft (each)
Bus 8.1965 until 7.1967

211998161C

 22437



Wiper linkage ball joints (3
pieces)
Bus until 7.1964

211955323

 22436



Wiper mechanism linkage
shaft right
Bus until 7.1964

211955320A

 02414



Wiper motor converter 12V
to 6V
voltage: 12V, Power: 50 W,
Resistance: 4 Ohm

 04664



Wiper switch knob ivory
Beetle until 7.1961, Karmann
Ghia until 9.1957, Bus until
7.1965

113955541

 04665



Wiper switch knob black
Beetle until 7.1961, Karmann
Ghia until 9.1957, Bus until
7.1965

111955541

 20397



Safari wiper rest
Bus until 7.1967

211955231• 211955231A•
211955233• N114801

Group 955 : Wipers, Washer

 20403



Safari wiper rest sleeve
Bus until 7.1967

211955233

 20398



Safari wiper shaft adapter
(each)
Bus until 7.1964

211955225B

 20399



Safari wiper shaft adapter
(each)
Bus 8.1964 until 7.1967

211955225C

 00990



Vacuum, water or breather
hose T-piece
Maximum hose inner
diameter: 5mm, Material:
Plastic

 00991



Vacuum, water or breather
hose T-piece
Maximum hose inner
diameter: 7mm, Material:
Plastic

957

Dash instruments

 02758



Adapter ring for 52 mm
gauges
Bus until 7.1967

 00641



Indicator lights and
dashboard instrument
lighting bulbs 12V (Per Pair)
Beetle, Karmann Ghia, Bus
until 7.1967, Type 3, Thing

N177222• N0177222



Group 957 : Dash instruments

00678



Indicator lights and dashboard instrument lighting bulbs 6V (Per Pair)
Beetle, Karmann Ghia, Bus until 7.1967, Type 3

N177221• N0177221

22715



Dashboard clock
Microbus Deluxe 9 seater until 7.1967

241919201A• 241919197

04494



Dehne fuel gauge (digital)
Beetle, Karmann Ghia, Bus until 1973 (VIN 293 2138 900), Type 3, Thing

02643



Gauge mounting plate under dash
2 X 52mm black

02644



Gauge mounting plate under dash
3 X 52mm black

02652



Gauge mounting plate under dash
1 X 52mm black

02682



Bulb socket indicator lights and dashboard instrument lighting (Per Pair)
Beetle 8.1960 and later, Karmann Ghia 8.1960 until 7.1966, Bus 8.1960 until 7.1967, Type 3, Thing

111957397

02683



Bulb socket indicator lights and dashboard instrument lighting (Per Pair)
Beetle until 7.1960, Karmann Ghia until 7.1960, Bus until 7.1960

N176011

02676



Brass odometer gear (KPH)
Number of Teeth: 12,
Diameter: 8.65mm

Group 957 : Dash instruments

02663



Oil pressure gauge 0-10 bar
Ø 52 mm
12V

02662



Oil pressure gauge 0-5 bar Ø
52 mm
12V

02633



Oil temperature gauge 50-
150 °C Ø 52 mm (VDO)
12V only

02677



Speedometer glass
(plexiglass)
Beetle 10.1952 and later,
Karmann Ghia until 7.1966,
Bus 4.1955 until 7.1967, Thing

111957261A


22690



Speedometer ring
Bus 3.1955 until 7.1967

221957371

02701



Speedo ring seal
Beetle 1200-1300-1500-1302
10.1952 and later, Karmann
Ghia, Bus 3.1955 until 7.1967,
Thing

111957375A

22695



Speedo cable
Bus until 3.1955 (LHD)

211957801C

22696



Speedo cable A-quality
Bus until 3.1955 (RHD) and
8.1967 until 7.1979 (LHD)

211957801F

22699



Speedo cable A-quality
Bus 4.1955 until 7.1967(LHD)

211957801E

Group 957 : Dash instruments

22697



Speedo cable B-quality
Bus until 3.1955 (RHD) and
8.1967 until 7.1979 (LHD)

211957801F

22698



Speedo cable B-quality
Bus 4.1955 until 7.1967(LHD)

211957801E

02700



Speedo cable thru spindle
grommet
Beetle, Karmann Ghia, Bus
except Syncro, Type 3, Thing


111957855B

02664



Voltmeter gauge 8-16V, Ø 52
mm
12V

00636



Battery clamps (Per Pair)
all models and years

04411



Shielded 6.3 mm spade
connector 1 to 1

111971977

Group 971 : Electrical wiring

04412



Shielded 6.3 mm spade connector 1 to 2

111937079

04413



Shielded 6.3 mm spade connector 2 to 2

111937078

04410



Shielded 6.3 mm spade connector 3 to 3


03800



Grommet starter cable
Beetle, Karmann Ghia, Bus
until 7.1979

111971905

20334



Wiring loom complete
Bus export models 5.1955
until 1960 (VIN 569929)

20335



Wiring loom complete
Bus export models 1960 (VIN
569 930) until 7.1963

20336



Wiring loom complete
Bus export models 8.1963
until 7.1964

20337



Wiring loom complete
Bus export models 8.1964
until 7.1965

20338



Wiring loom complete
Bus export models 8.1965
until 7.1967



Group 971 : Electrical wiring

00601



Battery isolator switch

111971237A

00554



Ground strap 200 x 20 mm
eye/eye (10 mm)
gearbox to chassis

00718



Ground strap 290 x 20 mm
eye /eye (10 mm)
universal applications

00342



Ground strap with battery
clamp 385 mm
battery to chassis

147971235

08114



Uninsulated right angled
female spade connectors with
locking barb (10 pieces)
Spade connector size: 7.8mm,
Material thickness: 0.8mm,
Wire thickness: 2.5mm²

111971951

08116



Uninsulated right angled
female spade connectors with
locking barb (10 pieces)
Spade connector size: 8.0mm,
Material thickness: 0.8mm,
Wire thickness: 1.5- 2.5mm²

111971966

08115



Uninsulated right angled female
spade connectors without
locking barb (10 pieces)
Spade connector size: 6.3mm,
Material thickness: 0.8mm, Wire
thickness: 1.0-2.5mm²

111971965

08111



Uninsulated male spade
connectors with locking barb
(10 pieces)
Spade connector size: 6.3mm,
Material thickness: 0.8mm,
Wire thickness: 0.5 - 1.0mm²

111971985

08112



Uninsulated male spade
connectors with locking barb
(10 pieces)
Spade connector size: 6.3mm,
Material thickness: 0.8mm,
Wire thickness: 1.5 - 2.5mm²

111971986

Group 971 : Electrical wiring

08113



Uninsulated male spade connectors with locking barb (10 pieces)
Spade connector size: 6.3mm,
Material thickness: 0.8mm,
Wire thickness: 4.0 - 6.0mm²

111971987


08108



Uninsulated male spade connectors without locking barb (10 pieces)
Spade connector size: 2.8mm,
Material thickness: 0.8mm,
Wire thickness: 0.5 - 1.5mm²

N174580

08109



Uninsulated male spade connectors without locking barb (10 pieces)
Spade connector size:
6.3mm, Material thickness:
0.8mm, Wire thickness: 1.5 - 2.5mm²

08110



Uninsulated male spade connectors without locking barb (10 pieces)
Spade connector size: 6.3mm,
Material thickness: 0.8mm,
Wire thickness: 4.0 - 6.0mm²

N174620

08101



Uninsulated ring terminals 5 mm (10 pieces)
Ring diameter: 5mm, Material thickness: 0.8mm, Wire thickness: 1.0 - 2.5mm²

111971949

08102



Uninsulated ring terminals 5 mm (10 pieces)
Ring diameter: 5mm, Material thickness: 0.8mm, Wire thickness: 4.0 - 6.0mm²

111971947

08103



Uninsulated ring terminals 6 mm (10 pieces)
Ring diameter: 6mm, Material thickness: 0.8mm, Wire thickness: 1.0 - 2.5mm²

111971949B

08104



Uninsulated ring terminals 6 mm (10 pieces)
Ring diameter: 6mm, Material thickness: 0.8mm, Wire thickness: 4.0 - 6.0mm²

08105



Uninsulated ring terminals 8 mm (10 pieces)
Ring diameter: 8mm, Material thickness: 0.8mm, Wire thickness: 1.0 - 2.5mm²

111971950



Group 971 : Electrical wiring

08106



Uninsulated ring terminals 8 mm (10 pieces)
Ring diameter: 8mm, Material thickness: 0.8mm, Wire thickness: 4.0 - 6.0mm²

111971948

08100



Uninsulated fork terminals 6 mm (10 pieces)
Fork diameter: 6mm, Material thickness: 0.8mm, Wire thickness: 1.5 - 2.5mm²

08121



Uninsulated female spade connectors with locking barb (10 pieces)
Spade connector size: 6.3mm, Material thickness: 0.8mm, Wire thickness: 0.5-1.0mm²

111971959

08122



Uninsulated female spade connectors with locking barb (10 pieces)
Spade connector size: 6.3mm, Material thickness: 0.8mm, Wire thickness: 1.5-2.5mm²

111971960

08123



Uninsulated female spade connectors with locking barb (10 pieces)
Spade connector size: 6.3mm, Material thickness: 0.8mm, Wire thickness: 4.0-6.0mm²

111971961

08124



Uninsulated female spade connectors with locking barb (10 pieces)
Spade connector size: 2.8mm, Material thickness: 0.5mm, Wire thickness: 0.5-1.0mm²

111971957

08125



Uninsulated female spade connectors with locking barb (10 pieces)
Spade connector size: 2.8mm, Material thickness: 0.8mm, Wire thickness: 0.5-1.5mm²

111971958 • 111971983

08117



Uninsulated female spade connectors without locking barb (10 pieces)
Spade connector size: 6.3mm, Material thickness: 0.8mm, Wire thickness: 0.5-1.0mm²

08118



Uninsulated female spade connectors without locking barb (10 pieces)
Spade connector size: 6.3mm, Material thickness: 0.8mm, Wire thickness: 1.5-2.5mm²

Group 971 : Electrical wiring

08119



Uninsulated female spade connectors without locking barb (10 pieces)

Spade connector size: 6.3mm, Material thickness: 0.8mm, Wire thickness: 4.0-6.0mm²

111971962

08120



Uninsulated female spade connectors without locking barb (Per Pair)

Spade connector size: 9.6mm, Material thickness: 1.0mm, Wire thickness: 6.0-8.5mm²

111971511

08107



Double male to single female spade connector (Per Pair)

Spade connector size: 6.3mm, Material thickness: 0.8mm

999

Radio, antenna and relatives

00433



Antenna USA model Beetle until 7.1966, Bus until 7.1967

111999900A

03782



Antenna European model chrome Beetle until 7.1966, Bus until 7.1979, Type 3 until 7.1966

111999901A

00783



Antenna European model black Beetle until 7.1966, Bus until 7.1979, Type 3 until 7.1966

111999901A

00543



Radio mounting box


09743



Radio switch rosewood (Per Pair)

Group 999 : Radio, antenna and relatives

 03783



Relay 6V/30 A
all models with 6V

311863139

 00699



Voltage converter 6V to 12V
max. 10A

 23779



Chromed antenna for
vehicles with safari windows
Bus until 7.1967



Various

Group 10



Group 000 : Stickers

000
Stickers

06177



Coil sticker Bosch 12V

06161



Coil sticker Bosch 12V blue coil

00789



Coil sticker Bosch 6V

06160



Coil sticker Bosch 6V blue coil

06162



Coil sticker Bosch Super-Coil (Blue coil)

02609



Wheel cap decals with EMPI GT logo on white background (4 pieces)
Diameter: 43mm

02526



Wheel cap decals with EMPI logo (4 pieces)
Diameter: 43mm

02525



Wheel cap decals with Paruzzi logo (4 pieces)
Diameter: 44mm

Group 000 : Stickers

06205



Sticker 12V on the A-pillar Beetle, Karmann Ghia, Type 3, Bus until 7.1967, Thing

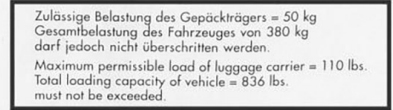
111900275

76184



Sticker Eberspächer fuel fill up warning

00785



Restoration sticker load weight

00787



Restoration sticker air cleaner until 7.1966

00786



Volkswagen service sticker

ZCP902672

01150



Axle lock ring M7 per (3 pieces) various applications for Beetle, Karmann Ghia until 7.1960, Bus, Type 3

N124371• N0124373

04844



Pan head cross screw (10 pieces) Thread size: M5, Length: 10mm, Material: galvanized steel, Screw head Type: Philips

N01412913

010
Fasteners



Group 010 : Fasteners

07427



Pan head cross screw (10 pieces)
Thread size: M5, Length: 15mm, Material: galvanized steel, Screw head Type: Philips

N0141313• N108151• N141312• N0108151

07438



Panhead screws (10 pieces)
Length: 19mm, Diameter: 4.2mm, Material: galvanized steel, Screw head Type: Philips

N139671• N0139671

07445



Panhead screws (10 pieces)
Length: 13mm, Diameter: 3.9mm, Material: galvanized steel, Screw head Type: Philips

N139612• N0139612

70417



Washers M4 (10 pieces)
various applications for Beetle, Karmann Ghia, Bus until 7.1967, Type 3, Thing

N0116644• N116643

04625



Washers M6 (10 pieces)
Inner diameter: 6.4mm, Outer diameter: 18mm, Thickness: 1.6mm, Material: Galvanized steel

N116665• N01166615• N0116663

04600



Washers M8 (10 pieces)
Inner diameter: 8.4mm, Outer diameter: 24mm, Thickness: 2mm, Material: Galvanized steel

N116701• N01167016• N01167026

04388



Conical washer polished stainless steel size 4.4 mm (10 pieces)
various applications for Beetle, Bus, Type 3, Thing

N0117011• N117011

01856



Domed cap nuts M6 (6 pieces)
various applications for Beetle, Karmann Ghia, Bus, Type 3, Thing

N110623• N0110624

07394



Clutch release bearing sleeve and selector fork mounting bolts (3 pieces)
Clutch release bearing sleeve Beetle 1973 (VIN 113 2700 230) and later, Karmann Ghia 1973 (VIN 143 2700 230) and later, Bus 1973 (VIN 213 2194 782) and later, Thing 3.1973 and later, Selector fork Beetle 10.1952 until 7.1960, Karmann Ghia until 7.1960, Bus 4.1953 until 5.1959

N102281• N0901942

Group 010 : Fasteners

00098



DZUS fastener with tab (2-part) (each)

00144



DZUS fasteners (2-part) (each)

17153



Emblem/dash cover clips (3 mm) (4 pieces)
Karmann Ghia 8.1962 and later (rear emblem),
Vanagon/T25 Carat (dash cover)

N0120672

07397



External serrated lock washers M5 (10 pieces)
Inner diameter: 5,3mm, Outer diameter: 9mm, Height: 1.5mm, Material: Galvanized steel

N121042• N0121044

07398



External serrated lock washers M6 (10 pieces)
Inner diameter: 6,4mm, Outer diameter: 11mm, Height: 2.1mm, Material: Galvanized steel

N121051• N0121053

07399



External serrated lock washers M8 (10 pieces)
Inner diameter: 8,4mm, Outer diameter: 15mm, Height: 2.4mm, Material: Galvanized steel

N121082• N0121082

07417



Galvanized steel M8 hex nuts (10 pieces)
Thread size: M8 x 1.25, Height: 6.26mm, Material: galvanized steel, Wrench size: 13mm

**N01100830• N01100818•
N110088• N0110088**

07392



Curved M10 spring washers (10 pieces)
Inner diameter: 10.5mm, Outer diameter: 21mm, Thickness: 1.0mm, Material: Galvanized steel

**N122302• N12230• N0122307•
N0122306**

07393



Curved M12 spring washers (10 pieces)
Inner diameter: 13mm, Outer diameter: 24mm, Thickness: 1.2mm, Material: Galvanized steel

N122321• N12232• N0122323



Group 010 : Fasteners

07390



Curved M4 spring washers
(10 pieces)
Inner diameter: 4.3mm, Outer
diameter: 9mm, Thickness:
0.5mm, Material: Galvanized
steel

N12224• N122241• N0122243

07391



Curved M5 spring washers
(10 pieces)
Inner diameter: 5.3mm, Outer
diameter: 11mm, Thickness:
0.5mm, Material: Galvanized
steel

N12225• N122251• N0122253

07405



Curved M6 spring washers
(10 pieces)
Inner diameter: 6.4mm, Outer
diameter: 12mm, Thickness:
0.5mm, Material: Stainless
steel A2

N0122265• N122262

07414



Curved M7 spring washers
(10 pieces)
Inner diameter: 7.6mm, Outer
diameter: 14mm, Thickness:
0.8mm, Material: Plain steel

N0122345• N122341• N0122343

07409



Curved M8 spring washers 15
mm wide (10 pieces)
Inner diameter: 8.4mm, Outer
diameter: 15mm, Thickness:
0.8mm, Material: Stainless
steel A2

N122412• N01224110•
N01224111

07278



Curved M8 spring washers 17
mm wide (10 pieces)
Inner diameter: 8.4mm, Outer
diameter: 17mm, Thickness:
0.8mm, Material: Galvanized

N122282• N0122283

07401



Hardened M7 hex nuts (4
pieces)
Thread size: M7 x 1.00,
Height: 5.35mm, Material:
Plain steel, Wrench size:
11mm, Hardness: Grade 10

N0110077• N110077• N110071

00987



Heavy Duty hose clamps
anodized blue (Per Pair)
Maximum hose outer size
20.9mm

00970



Heavy Duty hose clamps
anodized red (Per Pair)
Maximum hose outer size
12.7mm

Group 010 : Fasteners

00986



Heavy Duty hose clamps
anodized red (Per Pair)
Maximum hose outer size
20.9mm

07443



M10 hex bolt (Per Pair)
Thread size: M10 x 1.50,
Length: 70mm, Tensile load:
8.8, Material: galvanized
steel, Wrench size: 17mm

07426



M5 hex bolts (10 pieces)
Thread size: M5 x 0.8, Length:
25mm, Tensile load: 8.8,
Material: galvanized steel,
Wrench size: 8mm

N104701• N104702• N104707

N0102095• N102091

07439



M6 hex bolts (10 pieces)
Thread size: M6 x 1.0, Length:
10mm, Tensile load: 8.8,
Material: galvanized steel,
Wrench size: 10mm

07440



M6 hex bolts (10 pieces)
Beetle, Karmann Ghia until
7.1964, Bus

07444



M8 hex bolts (10 pieces)
Thread size: M8 x 1.25,
Length: 18mm, Tensile load:
8.8, Material: galvanized
steel, Wrench size: 13mm

N10210• N102101• N102107• N102103•
N90529301• N90529302• N0102107

N102171• N102174• N01021710•
N01021709• N0102179

N102390• N10517• N102391•
N01023911

07423



M8 hex bolts (4 pieces)
Beetle, Karmann Ghia, Bus
until 7.1967, Vanagon/T25,
Type 3, Thing

07425



M8 hex bolts (4 pieces)
Thread size: M8 x 1.25,
Length: 50mm, Tensile load:
10.9, Material: galvanized
steel, Wrench size: 13mm

04361



M8 hex bolts (5 pieces)
Thread size: M8 x 1.25,
Length: 55mm, Tensile load:
10.9, Material: galvanized
steel, Wrench size: 13mm

N0103609• N103602• N0103602

N0402622• N103503

N01035210• N103522•
N0902111



Group 010 : Fasteners

07428



M8 hex bolts (8 pieces)
Thread size: M8 x 1.25,
Length: 25mm, Tensile load:
10.9, Material: galvanized
steel, Wrench size: 13mm

N01024222• N102425•
N01024230• N01024213

07420



M8 hex bolts (Per Pair)
Thread size: M8 x 1.25,
Length: 40mm, Tensile load:
10.9, Material: Plain steel,
Wrench size: 13mm

N0103404• N103404

04599



Washers M10 (16 pieces)
Inner diameter: 10.5mm,
Outer diameter: 21mm,
Thickness: 2mm, Material:
Galvanized steel, Hardness:
300 HV

N115271• N0115271•
N01152711

07386



Washers M3.5 (10 pieces)
various applications for
Beetle, Karmann Ghia 8.1970
and later, Bus 8.1967 until
7.1979, Type 3

N115211• N0115213

04598



Washers M8 (16 pieces)
Inner diameter: 8.4mm, Outer
diameter: 21mm, Thickness:
4mm, Material: raw steel

N0154013• N0154014

29732



Self-tapping countersunk oval
raised screw (Per Pair)
Bus until 7.1967 safari wiper rest
and side cargo door check strap
bracket, until 7.1979 double cab
side door check strap bracket

N114801

09744



Door, window and ragtop
handle notch pin (Per Pair)
Beetle until 7.1967, Karmann
Ghia until 7.1963, Bus until
1965, Type 3 8.1966 until
7.1967

N128101

07155



Stainless steel pan head cross
screw (10 pieces)
various applications for
Beetle, Karmann Ghia, Bus,
Type 3

N141212• N0141212

07157



Stainless steel pan head
countersunk cross screw (10
pieces)
Thread size: M6, Length:
12mm, Material: Stainless
Steel, Screw head Type: Philips

N142769• N0330391• N0142769

Group 010 : Fasteners

07156



Stainless steel pan head countersunk cross screw (15 pieces)
Thread size: M4, Length: 12mm, Material: Stainless Steel, Screw head Type: Philips

N142551 • N0142551


07408



Stainless steel M8 hex nuts (10 pieces)
Thread size: M8 x 1.25, Height: 6.26mm, Material: Stainless Steel A2, Wrench size: 13mm

N01100830 • N01100818 • N110088 • N0110088

20411



Stainless steel panel screws and washers (60 pieces)
Beetle convertible top, Karmann Ghia convertible top, Bus until 1963 trim panels, Bus 8.1967 and later trim panels, Type 3 trunk

N115781 • N0115781 • N0140864 • N140851 • N114601

70403



Stainless steel countersunk oval raised screws (10 pieces) various applications for Beetle, Karmann Ghia, Type 3, Bus

N0140864 • N140851 • N114601

07402



Stainless steel washers M8 (10 pieces)
Inner diameter: 8.4mm, Outer diameter: 16mm, Thickness: 1.6mm, Material: Stainless steel A2

N01152520 • N115252 • N01152513

05143



Stainless steel hex bolts (10 pieces)
Thread size: M5 x 0.80, Length: 10mm, Tensile load: 70, Material: Stainless Steel A2, Wrench size: 8mm

N0102056 • N102056 • N102052

07406



Stainless steel hex bolts (10 pieces)
Thread size: M6 x 1.0, Length: 12mm, Tensile load: 70, Material: Stainless Steel A2, Wrench size: 10mm

N01021226 • N102123 • N102122 • N01021214

07407



Stainless steel hex bolts (10 pieces)
Thread size: M8 x 1.25, Length: 22mm, Tensile load: 70, Material: Stainless Steel A2, Wrench size: 13mm

N01024115 • N01024118 • N102413 • N102411

07387



Washers M4 (10 pieces)
Inner diameter: 4.3mm, Outer diameter: 9.0mm, Thickness: 0.8mm, Material: Galvanized steel

N115222 • N0115227



Group 010 : Fasteners

07431



Washers M5 (10 pieces)
Inner diameter: 5.3mm, Outer diameter: 10.0mm, Thickness: 1.0mm, Material: Galvanized steel

N115231• N115233• N01152318

07388



Washers M6 (10 pieces)
Inner diameter: 6.4mm, Outer diameter: 12.0mm, Thickness: 1.6mm, Material: Galvanized steel

N11506• N115241• N115244• N01152423• N0115247

02694



Speedo cable/pop-out latch circlip (Per Pair)
cable all models 8.1965 and later, latch Beetle 8.1964 and later and Karmann Ghia 1963 and later

N124342• N0124342

02698



Speedo cable cotter pin (each) for the speedo cable Beetle until 7.1967, Karmann Ghia, Bus until 7.1967, Type 3, for the brake push rod Bus 8.1967 until 7.1979

N125121• N0125121

04349



Cotter pins (4 pieces) various applications for Beetle, Karmann Ghia, Bus until 7.1972, Type 3 until 7.1967

N125221• N0125221

07413



Tie rod clamp bracket or mirror arm nuts (4 pieces)
tie rod clamp bracket nut Beetle 8.1965 and later, Karmann Ghia 8.1965 and later, Bus 4.1955 until 7.1979, Type 3, Thing, exterior mirror arm nut Bus until 7.1967

N110182• N0110184

04350



Tie rod castle nut cotter pins (4 pieces)
Beetle 1968 (VIN 118 857 240) and later, Karmann Ghia 1968 (VIN 148 857 240) and later, Bus 8.1967 and later, Type 3 8.1967 and later, Thing

N125321• N0125321

07158



Starter solenoid and rear gate latch wear plate screws (Per Pair)
Starter solenoid Beetle, Karmann Ghia, Bus with an aircooled engine until 1981 (VIN 2--B-093610), Type 3, Thing, Rear gate latch wear plate Bus Pickup until 7.1979

N109881

07400



Spring washers M10 (10 pieces)
Inner diameter: 10.2mm, Outer diameter: 18.1mm, Thickness: 2.2mm, Material: Galvanized steel

N120112• N120113• N0120113• N120102

Group 010 : Fasteners

07381



Spring washers M4 (10 pieces)

Inner diameter: 4,1mm, Outer diameter: 7.6mm, Thickness: 0.9mm, Material: Galvanized

N12004• N120041• N0120043

07430



Spring washers M5 (10 pieces)

Inner diameter: 5.1mm, Outer diameter: 9.2mm, Thickness: 1.2mm, Material: Galvanized steel

N12005• N120051• N120052• N0120053

07380



Spring washers M6 (10 pieces)

Inner diameter: 6,1mm, Outer diameter: 11,8mm, Thickness: 1.6mm, Material: Galvanized

N12006• N120062• N0120064

07410



Spring washers M8 (10 pieces)

Inner diameter: 8,1mm, Outer diameter: 14,8mm, Thickness: 2.0mm, Material: Galvanized

N120081• N120082• N0120387• N0120086

27610



Spring lock washers with tang ends M8 (10 pieces)

Inner diameter: 8,1mm, Outer diameter: 14,8mm, Thickness: 2.0mm, Maximum washer thickness: 5.4mm, Material: Galvanized

N120091

07418



Hex bolt (each)
various applications for Beetle until 1970 (VIN 111 2424 621), Karmann Ghia until 1970 (VIN 111 2424 621), Bus 4.1955 until 7.1970, Type 3 1967 (VIN 318 015 226) and later, Thing

N0100201• N100201

07389



Hex nuts M10 (10 pieces)

Thread size: M10 x 1.5, Height: 8.0mm, Material: galvanized steel, Wrench size: 17mm

N11010• N110102• N110104• N01101011

07383



Hex nuts M4 (10 pieces)

Thread size: M4 x 0.70, Height: 3.2mm, Material: galvanized steel, Wrench size: 7mm

N11004• N110042• N0110042

07384



Hex nuts M5 (10 pieces)

Thread size: M5 x 0.80, Height: 4.0mm, Material: galvanized steel, Wrench size: 8mm

N11005• N110052• N01100517• N0110054



Group 010 : Fasteners

07385



Hex nuts M6 (10 pieces)
Thread size: M6 x 1.0, Height:
5.0mm, Material: galvanized
steel, Wrench size: 10mm

N11006• N110062• N01100624•
N0110068

011

Maintenance

50900



Demineralized battery water
Content: 1 liter

50800



Underbody coating
Content: 500ml

50230



Cataclean
petrol and diesel engines

50012



Chrome cleaner, polish and
protector
Content: 250 ml

50558



Curil T2 sealing compound
Content: 70 ml, Color: green,
Maximum sealing gap: 0.2mm,
Tension strenght: 0.034 N//mm²,
Temperature range: -55 °C to
+250 °C (for 24h up to +270 °C)

AKD4560002• AKD4560001

Group 011 : Maintenance

50220



Ethanol Killer Multishot petrol engines

51655



Flushing oil (1 liter)

50915



Glycerine stick
Content: 50 ml

50810



Cavity wax including extension hose
Content: 500 ml, Hose length: 62 cm

50885



Copper anti-seize compound
Content: 600 gram, Range: -40°C till +1350°C

50550



Clutch mounting grease
Content: 80 gram, all models and years

03656



Bulb kit 12V with a duplo headlight bulb
alle models 8.1960 and later

03655



Bulb kit 6V with a duplo headlight bulb
alle models 8.1960 and later

03660



Bulb kit 6V
alle models until 7.1960

111045131A

111045131



Group 011 : Maintenance

50851



Welding primer
Content: 400 ml

50200



Lead substitute
all aircooled engines till 1975

52160



Air filter cleaner
Content: 355 ml

52158



Air filter oil
Content: 204 ml

50013



Metal polish (tube)
Content: 100 ml

50880



Moly fortified grease
Tie rods, Ball joints and CV
joints, Content: 600 gr

G000602

50890



Assembly lube, tube
Content: 7 gram

50700



Engine oil 20W50 mineral (1
liter)
aircooled engines with
mechanical lifters

50710



Engine oil 20W50 mineral (5
liter)
aircooled engines with
mechanical lifters

Group 011 : Maintenance

50816



Body Sealant brush

50815



Body Sealant cartridge
Color: beige, Content: 310 ml

50559



Gasket sheet kit including
liquid gasket
6 sheets 210 x 300mm (0,25-
0,50-0,75-1,00-0,75-1,25mm),
20 ml sealing compound

50150



Brake and clutch cleaner
Content: 500 ml

50551



Brake cylinder paste
Content: 180 gram

50100



Brake fluid DOT 3 (1 liter)
stock applications

50105



Brake fluid DOT 4 (1 liter)
heavy duty applications

59990



Windscreen washer liquid
500 ml concentrated

50402



Rustycor rust remover 1000
ml concentrate

B000700A3 • B000200



Group 011 : Maintenance

50403



Rustycos rust remover 1000 ml gel

50400



Rustycos rust remover 250 ml concentrate

50404



Rustycos rust Reactor 300 ml spray multispray #51600

50011



Stainless steel, aluminum and copper cleaner with protector
Content: 250 ml

50557



SI 5699 grey silicone sealing compound
Content: 80 ml, Color: grey, Chemical Type: Oxime Silicone, Maximum sealing gap: 1.0mm, Temperature range: -60 °C to +200 °C

50555



SI 5926 blue silicone sealing compound
Content: 40 ml, Color: blue, Chemical Type: Acetoxy Silicone, Maximum sealing gap: 1.0mm, Temperature range: -54 °C to +150 °C

50556



SI 5926 blue silicone sealing compound
Content: 100 ml, Color: blue, Chemical Type: Acetoxy Silicone, Maximum sealing gap: 1.0mm, Temperature range: -54 °C to +150 °C

50341



Spray adhesive
Content: 500 ml

50716



Steering box oil SAE 90 Beetle with sector type steering, Karmann Ghia with sector type steering, Bus until 7.1979

Group 011 : Maintenance

50210



TankSafe
petrol engines

50876



Multi purpose lithium grease
(cartridge)
Content: 400 gr

50875



Multi purpose lithium grease
(jar)
Content: 600 gr

50715



Gear/differential oil GL-4
80W90 (1 liter)
manual and automatic
transmissions

51600



WD-40 multispray 450 ml

50850



Zinc spray
Content: 400 ml

012 Tools

03054



Battery charger/trickle
charger
voltsage: 6V/12V, Leadpower
max. 75 Ah

04126



Rear axle and gland nut
safety bar




Group 012 : Tools

01119



Rear axle nut removing tool
36 mm (1/2 drive)
Beetle, Karmann Ghia, Bus
until 7.1963, Type 3, Thing

04117



Engine bearing 1-3
measuring tool
Type-1 engine (not
25hp+30hp), Type-3 engine,
CT/CZ engine, Waterboxer
engines

04121



Case splitter

04120



Cylinder head assembly tool
for Type-1 engines only
(except 25hp+30hp heads)

04116



Combustion Chamber
Measuring Kit
for heads used for 85.5 till
94mm bore cylinders

04122



Condenser installer tool
Beetle/Karmann Ghia 1.2
8.1959 until 9.1975, Beetle/
Karmann Ghia 1.3/1.5/1.6
until 7.1970, Bus 8.1959 until
7.1970, Type 3 until 7.1970

04111




Socket 36 mm (1/2 drive)
Type-1, Type-3, CT/CZ engine
flywheel, Beetle, Karmann
Ghia, Type 3, Thing all and
Bus until 7.1963 axle nut

09811



Tool kit with bag

01121



Allen socket 17 mm (3/8
drive)
manual gearbox drain and fill
plug for all models

VW163a

111012021A • 113012201A • 111012221 •
311012243 • 111012255 • N300021 •
N300551

Group 012 : Tools

04129



Valve adjustment tool 13 mm
Type-1 engines until 1983
(VIN 11-E-119 815), Type-3
engines, Type-4 engine:
1700cc, CT/CZ engine

01122



Wire stripper and crimping
tool

01115



Clutch adjusting wrench
Beetle 1965 (VIN 115 685
587) and later, Karmann Ghia
1965 (VIN 145 685 587) and
later, Bus 1965(VIN 215 134
683) until 12.1982, Type 3
1965 (VIN 315 158 980) and
later, Thing

01100



Clutch pilot tool
Type-1 engine with manual
transmission, Type-3 engine,
CT/CZ engine, Diesel engine

04113



Jack plate
Beetle, Karmann Ghia, Bus
until 7.1979, Type 3, Thing

01105



Crank seal (flywheel side)
stock installation tool
Beetle (except 25hp+30hp),
Type 3, CT/CZ

VW204

04119



Crank seal installation tool
extra deep
Type-1 engines except
25hp+30hp, Type-3 engines,
CT/CZ engines

04118



Crankshaft bearing 1-3
measuring tool
Type-1 engine (not
25hp+30hp), Type-3 engine,
Type-4 engine 1700-1800cc,
CT/CZ

01114



Crankshaft pulley aid tool
Type-1 engines

Group 012 : Tools

01104



Crankshaft gear puller
Type-1 engines, Type-3
engines, CT/CZ engines,
Type-4 engines

03754



Metric threaded file
Pitch 0.80, 1.00, 1.25, 1.50,
1.75, 2.00, 2.50 and 3.00

01118



Mobile engine stand

01123



Torque wrench 42-210 Nm

01108



Valve lifter retaining clips (Per
Pair)


01102



Oil piston puller

VW171

01101



Oil pump puller

01127



Oil filler nut tool (inner)
8.1960 and later (except 30hp
engines)

01109



Oil filler nut tool
8.1960 and later (except 30hp
engines)

VW201

VW170


Group 012 : Tools

03755



Ignition timing strobe light

01103



Flywheel dowel pin fixture

01144



Pinion nut socket

VW381/14

08600



Brake bleeding aid

01130



Brake line bend tool

03731



Brake line Flaring tool kit

04114



Scissor jack
Beetle, Karmann Ghia, Bus
until 7.1979, Type 3, Thing

237011031

03753



Impact screwdriver

03752



Hose clips (straight and
angled) (2 pieces)
flexible hoses till 35mm



Group 012 : Tools

04115



Tow strap 9 cm wide/ 4 meter long

03741



Voltage detector 6 till 24V

04144




Tie rod puller

03728



3 Row wire brush

04730



Pushrod measuring tool
blank end pushrods #1729
and #4729

01126



Distributor drive puller
Type-1 engines, Type-3
engines, CT/CZ engines,
Type-4 engines, Waterboxer
engines

04110



Synchronizer professional
down-draft carburetors

01110



Synchronizer universal
down-draft and side-draft
carburetors

04109



Urethane synchronizer
adapter
Weber 34 ICT, EMPI 34 EPC

Group 012 : Tools

01125



Spring plate/torsion bar tool

21121



Wheel nut conversion tool:
10-star to 17 mm socket

03730



Grease gun
500cc

01113



Flywheel lock
Type-1 engines, Type-3
engines, Type-4 engines,
CT/CZ engines, Waterboxer
engines

01120



Adjustment feeler gauges set
(32-part)

01117



Bench engine stand

09813



Wheel clip riveting tool
Beetle until 7.1965, Bus until
7.1970, Type 3 until 7.1965,
Thing

09812



Hubcap puller
all Volkswagens with
hubcaps

01116



Deck height measuring tool

VWB9

311012243 • 251012243



Group 012 : Tools

01111



Piston ring compressor 83-87 mm

01112



Piston ring compressor 88-94 mm

015 Magazines

09975



Paruzzi Magazine edition 01 until 05
Language: Dutch, Format: A5

09976



Paruzzi Magazine edition 01 until 05
Language: English, Format: A5

09977



Paruzzi Magazine edition 01 until 05
Language: French, Format: A5

09978



Paruzzi Magazine edition 06 until 10
Language: Dutch, Format: A5

09979



Paruzzi Magazine edition 06 until 10
Language: English, Format: A5

Group 015 : Magazines

09980



Paruzzi Magazine edition 06
until 10
Language: French, Format:
A5

09981



Paruzzi Magazine edition 11
until 15
Language: Dutch, Format: A5

09982



Paruzzi Magazine edition 11
until 15
Language: English, Format:
A5

09983



Paruzzi Magazine edition 11
until 15
Language: French, Format:
A5

09984



Paruzzi Magazine edition 16
until 20
Language: Dutch, Format: A5

09985




Paruzzi Magazine edition 16
until 20
Language: English, Format:
A5

016

Technical Books


09302



How to HotRod Volkswagen
Engines
English

9- 78091E+12

09309




Book: Weber carburetors
English



Group 016 : Technical Books

09315



Book: ClassicVW TECH
volume 1
Dutch/Nederlands/
Néerlandais

09316



Book: ClassicVW TECH
volume 2
Dutch/Nederlands/
Néerlandais

09317



Book: ClassicVW TECH
volume 3
Dutch/Nederlands/
Néerlandais

09318



Book: ClassicVW TECH
volume 4
Dutch/Nederlands/
Néerlandais

09319



Book: ClassicVW TECH
volume 5
Dutch/Nederlands/
Néerlandais

09320




Book: ClassicVW TECH
volume 6
Dutch/Nederlands/
Néerlandais

09321



Book: ClassicVW TECH
volume 7
Dutch/Nederlands/
Néerlandais

29310



Book: Owner Workshop
Manual
Bus 1954 until 1967 (English)

29327



Book: VW Workshop Manual
VW Transporters 1950-1962
(English)

Group 016 : Technical Books

29328



Book: VW Workshop Manual
VW Transporters 1963-1967
(English)

0837616980

29350



Paruzzi Volkswagen Bus
Catalogue nr° 15
Nederlands/English/Français

030

Merchandise

09821



Carabiner keychain with
Type-1 engine
Dimensions: 45 x 55mm
(measured without keychain)

29159



Rear window curtain rail
upper side
Bus Westfalia 8.1963 until
7.1967

231067876

29160



Rear window curtain rail
bottom side
Bus Westfalia 8.1963 until
7.1967

231867875




Group 070 : Camper and Multivan

 27512



Seal kit Westfalia louvre side window
Bus until 7.1967

 29161



Curtain sliding door protection
Bus Westfalia 8.1967 until 7.1979

 29149



Curtain tie backs white (Per Pair)
Bus Westfalia until 7.1979

231070424

 29148



Curtain tie backs silver beige (Per Pair)
Bus Westfalia until 7.1979

 29147



Curtain tie backs black (Per Pair)
Bus Westfalia until 7.1979

 29150



Curtain set, chequered white/yellow/brown (15-part)
Bus Westfalia until 7.1967

231067865 • 231067865A

 26437



Pop-top rubber hold down strap (each)
Bus 8.1963 until 7.1973

 22432



Cabinet door and drawer lock (each)
Bus Westfalia 8.1965 until 7.1967

 22384



Cabinet door handle grey with push button L (each)
Bus Westfalia 8.1965 until 7.1967

231068013A • 231069040

231067143A

Group 070 : Camper and Multivan

22385



Cabinet door handle grey with push button R (each)
Bus Westfalia 8.1965 until 7.1967

20504



Child Bunk/Roof Bag fitting kit
one kit needed for Child Bunk and two kits for Roof bag

20575



Child Bunk including brackets and fitting kit
Bus until 7.1967

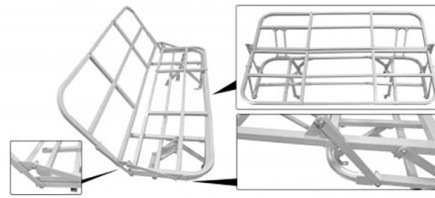
231067949

22381



Brass cupboard door closure including catch
Bus Westfalia until 7.1965

23601



Rock & Roll bed
Bus

23600



Rock & Roll bed hinges (Per Pair)
Bus 8.1967 until 7.1979

231070206 • 231070207 • 231069279

29118



Vintage freestanding camper tent
Bus

29112



Vintage sun canopy yellow
Bus until 7.1979

29111



Vintage sun canopy orange
Bus until 7.1979



Group 070 : Camper and Multivan

29162



Cargo door window curtain rail upper side (each)
Bus Westfalia until 7.1967

231067873

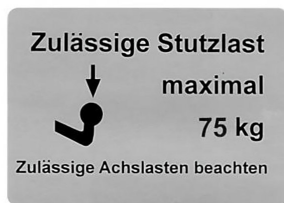
29156



Side window curtain rail upper side (each)
Bus Westfalia until 7.1967


231067874

76177



Sticker tow bar nose weight maximum 75 kg
Bus

24050



Tow bar bracket with hardware
Bus until 7.1967

092
Tow bars

24023




Tow bar complete
Bus until 7.1967

04024



Tow bar cable box 7 poles including 1.5 meter wiring

04025



Tow Ball 50 mm